

Workplace, Storage & Safety Equipment



FREECALL 1800 750 900
www.mhaproducts.com.au



Steerable Load Skates

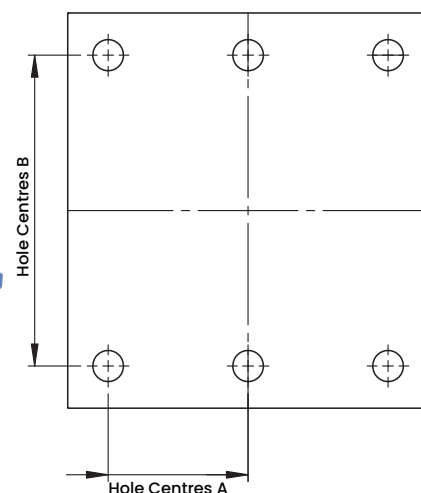

- The steerable skate can be used to move heavy objects up to 12000kg
- The rubber padded platform swivels on a thrust bearing allowing easy movement around corners
- M1330 & M1335 have nylon roller wheels
- M1340 has steel roller wheels



Code	Details	Load Capacity (kg)	Castors Dia. (mm)	Castors Width (mm)	Pad Size (mm)	Base Size LxWxH (mm)	Unit Weight (kg)
M1330	Steerable Load Skate	3000	85	90	180x150	230x185x105	15
M1335	Steerable Load Skate	6000	85	90	400x220	550x590x120	45
M1340	Steerable Load Skate	12,000	80	85	400x220	560x585x120	66

Equipment Roller Skates

- Ideal for linear motion, repetitive movement or use as a built in component in equipment
- Fixed hole pattern for bolt mounting
- The rollers can be used in up down or sideways position



Code	Details	Load Capacity (kg)	Hole Centres A (mm)	Hole Centres B (mm)	Overall Size LxWxH (mm)	Unit Weight (kg)
M1350	Roller Skates	750	64	140	165x178x80	5
M1355	Roller Skates	2500	64	140	165x180x90	10
M1360	Roller Skates	5000	83	171	203x203x80	15
M1365	Roller Skates	15,000	94	216	270x254x100	21



Roller Load Skates

- These skates are designed to move heavy loads e.g machinery and heavy workshop equipment up to 10 tonnes.
- Available with diamond steel top or rubber pad top which protects items from scratching.
- Optional steering handle available
- Turntable is lockable
- Number of Rollers: 14
- Handle Length: 1310mm
- Rotating Top Diameter: 145mm



M1300



M1301



M1302



Code	Details	Load Capacity (kg)	Overall Size LxWxH (mm)	Unit Weight (kg)
M1300	Roller Load Skate - Diamond Steel Top	10,000	270x150x135	17
M1301	Roller Load Skate - Rubber Pad Top	10,000	270x150x125	17
M1302	Steering Handle to Suit M1300 & M1301			7

Load Shifting Skates 2.5 Tonne & 6 Tonne Capacity



M1310

- These shifting skates can be used wherever heavy objects need to be moved
- Large diameter nylon rollers ensure ease of movement and spread the load to protect floors from damage caused from high load points
- Fitted with a rubber surface to protect the objects being moved



M1315



Code	Details	Load Capacity (kg)	Castors (mm)	Overall Size LxWxH (mm)	Unit Weight (kg)
M1310	Shifting Skates	2,500	2 x 85	210x100x105	4
M1315	Shifting Skates	6,000	6 x 85	260x230x105	12



Pegboard Tool Trolley

- Great tool trolley for general workshop use
- Comes with metal pegboard on back as well as the sides which can be used to hold tools and equipment
- Powder coated light grey finish
- 75mm rubber castors - 2 x fixed, 2 x swivel with brakes



Code	Load Capacity (kg)	Handle Height (mm)	Shelf Heights (mm)	Shelf Size (mm)	Back Panel Size (mm)	Overall Size LxWxH (mm)	Unit Weight (kg)
M7225	250	825	160 + 510 + 900	595x405	605x440	670x415x1730	43.5

Industrial Tooling Cabinet on Wheels

- Heavy duty tooling cabinets are ideal for industrial applications and workshops
- The sliding drawers are a welded strengthened single rail design coupled with high quality mechanical bearings for long lasting smooth operation
- Each drawer is rated at 100kg load capacity with 97% access
- Single key lock design for safe storage. Each drawer has a mechanical safety lock which allows one drawer to be opened at a time, preventing the cabinet from tipping over
- Rubber castors - 2 x fixed, 2 x swivel with brakes
- All drawers come with adjustable steel dividers
- 6 Drawers:
 - 2 Drawers x 75mm
 - 2 Drawers x 100mm
 - 2 Drawers x 150mm



Code	Castors (mm)	Overall Size LxWxH (mm)	Unit Weight (kg)
M7215	125	565x580x900	76



Parts Bin Trolley



- PVC mat on top and bottom tray
- Transparent front window on the parts bin
- Each bin comes with one divider and one bin label card
- Parts trays have a raised back lip
- Plastic Parts Bin size (LxWxH): 450x165x105mm
- 265mm distance between bottom and middle shelf on M7226 model
- Load capacity: 400kg
- Rubber castors - 2 x fixed, 2 x swivel with brakes



M7226



M7227



M7228 Divider pictured in Parts Bin

Code	Details	Castors (mm)	Distance Between Shelves (mm)	Shelf Size (mm)	Overall Size LxWxH (mm)	Unit Weight (kg)
M7226	Parts Bin Trolley (8 parts bins)	100	110	755x465	850x500x855	34
M7227	Parts Bin Trolley (16 parts bins)	100	110	755x465	850x500x855	38
M7228	Optional Divider for Parts Bins (available seperately to parts bin)					



See page 57



See page 63



See page 8



Mobile Panel Cart with Storage Cabinet

- The Panel Cart is used for transporting and storing a range of products
- The Mobile Panel Cart features 3 storage shelves as well as a large base which provides easy storage & accessibility for a range of products
- Pegboard Size (WxH): 850x300mm
- Louvre and pegboard panels are compatible with our Stor-Pak and pegboard accessories
- Storage cabinet supplied with a lock
- Powder coated dark grey finish
- Rubber castors - 2 x swive & 1 2 x swivel with brakes



Code	Castors (mm)	Shelf Capacity (kg)	Shelf Size (mm)	Cupboard Internal Size WxDxH (mm)	Overall Size LxWxH (mm)	Unit Weight (kg)
M7275	125	50	870x150	865x220x430	1025x670x1420	65

5 Tier Shelving Unit with Adjustable Feet

- This unit is used for displaying or storing food products and can also be used in warehouses, retail stores, offices etc.
- Includes five shelves
- Adjustable feet
- Overall Capacity: 400kg
- Tray Size (LxW): 915x520mm



Code	Shelf Capacity (kg)	Overall Size LxWxH (mm)	Tray Size (mm)	Unit Weight (kg)
M7090	120	920x520x1800	915x520	24




Louvre & Pegboard Panel Trolleys

- Strong metal panel trolleys which are ideal for storing either Stor-Pak Bins or tools on hooks
- Fitted with 4 swivel castors (2 with brakes)
- Powder coated grey colour
- Can be ordered one side with louvre panel and one side with square hole metal pegboard with code 10736
- Wheels can be removed to make fixed shelving if required
- Stor-Pak Bins and panel hooks are sold separately



M7260K - Louvre Panel Trolley Kit
(with Stor-Pak Bins as listed below)

- 16 x No. 5 Stor-Pak Bins (Blue)
- 16 x No. 5 Stor-Pak Bins (Yellow)
- 16 x No. 10 Stor-Pak Bins (Red)
- 16 x No. 10 Stor-Pak Bins (Green)
- 12 x No. 25 Stor-Pak Bins (Yellow)
- 8 x No. 60 Stor-Pak Bins (Blue)
- 8 x No. 60 Stor-Pak Bins (Red)
- 4 x No. 120 Stor-Pak Bins (Green)




M7270

M7260



M7265 - Shelf to suit panel trolley



Pegboard

Louvre Panel

Code	Details	Overall Size LxWxH (mm)	Unit Weight (kg)
M7260	Louvre Panel Trolley	980x600x1540	60
M7270	Panel Trolley (1 side pegboard & 1 side louvre panel)	980x600x1540	60
M7262	Square Pegboard Panel Trolley	980x600x1540	60
M7260K	Louvre Panel Trolley Kit*	980x600x1540	85
M7265	Shelf to suit Panel Trolley	940x220	3

*With Stor-Pak Bins exactly as pictured above



Industrial Tooling Workstation

- Heavy duty tooling cabinets for industrial workshop applications
- The sliding drawers have quality smooth operation bearings
- Lockable cupboard with adjustable shelf
- Finish: Powder coated light grey and blue
- 2 fixed castors and 2 swivel lockable castors
- Fixed metal pegboard panel which suits our range of hooks and accessories
- Rubber mat on workbench area
- 5 lockable drawers with dividers (3 x 100mm and 2 x 200mm drawers)



Code	Individual Drawer Capacity (kg)	Bench Height (mm)	Overall Size LxWxH (mm)	Unit Weight (kg)
M7230	75	950	1100x580x1450	115

Industrial Cabinet with 2 Drawers

- Storage cabinet is ideal for workshop and industrial applications
- Pegboard, drawer and cupboard storage spaces guarantee various sized tools and equipment can be stored efficiently
- Metal pegboard to neatly arrange tools and equipment for easy access
- Sliding drawers with smooth operation bearings allow smaller parts to be organised. Drawers also have adjustable dividers.
- 2 door lockable cabinet with 1 adjustable shelf



Code	Shelf Capacity (kg)	Drawer Capacity (kg)	Bench Height (mm)	Bench Size (mm)	Pegboard Size (mm)	Overall Size WxDxH (mm)	Unit Weight (kg)
M7211	100	75	1010	875x555	870x500	900x585x1515	97.5



7 Drawer Industrial Tooling Cabinet

- Heavy duty tooling cabinets for Industrial applications
- The sliding drawers are a welded strengthened single rail design coupled with high quality mechanical bearings for long lasting smooth operation
- Single key lock design for safe storage. Each drawer has a mechanical safety lock which allows one drawer to be opened at a time, preventing the cabinet from tipping over
- All drawers come with adjustable steel dividers
- Drawer 1 to 6 - 150mm high
- Drawer 7 - 200mm high



Code	Individual Drawer Capacity (kg)	Overall Size WxDxH (mm)	Unit Weight (kg)
M7220	100	881x653x1200	121

10 Drawer Industrial Tooling Cabinet

- Heavy duty tooling cabinets for industrial applications
- The sliding drawers are a welded strengthened single rail design coupled with high quality mechanical bearings for long lasting smooth operation
- Single key lock design for safe storage.
- Each drawer has a mechanical safety lock which allows one drawer to be opened at a time, preventing the cabinet from tipping over
- All drawers come with adjustable steel dividers
- Drawer 1 to 9 - 100mm high
- Drawer 10 - 200mm high



Code	Individual Drawer Capacity (kg)	Overall Size WxDxH (mm)	Unit Weight (kg)
M7221	100	881x653x1200	160



Heavy Duty Industrial Storage Cabinets

- These heavy duty industrial storage cabinets are made from reinforced sheet metal and are great for storing tools, parts and many other items in the workplace
- Full height cabinets come standard with 4 adjustable shelves and 1/2 height cabinet comes standard with 2 adjustable shelves – extra shelves can be purchased if required
- Optional drawer units can be purchased in either 100mm or 200mm deep
- Drawers come standard with 15 compartments (4 slotted partitions & 10 dividers)
- Total Cabinet Load Capacity: 600kg
- Shelf Capacity: 100kg
- Finish: Powder coated light grey with light blue coloured doors/drawers
- M7205 Cabinet Base Stand is ideal for levelling the cabinets on uneven floors (suits M7201 only)



1/2 Height Cabinet

- Shelf Capacity: 100kgs
- 3 point key lock system
- 2 adjustable shelves as standard
- Option drawer units available which fit inside unit so doors can be locked

Code: M7200



M7209 Divider
to suit M7200
& M7201 1/2 &
Full Height
Cabinets



Code: M7205
Cabinet base stand available to suit M7201



Full Height Cabinet

- Shelf Capacity: 100kgs
- 3 point key lock system
- 4 adjustable shelves as standard
- Optional drawer units available which fit inside unit so doors can be locked

Code: M7201






Optional drawer units available



Doors can be removed if preferred



100mm drawer



200mm drawer

Code	Details	Capacity (kg)	Overall Size WxDxH (mm)	Unit Weight (kg)
M7200	1/2 Height Industrial Cabinet	100 per shelf	900x450x900	45
M7201	Full Height Industrial Cabinet	100 per shelf	900x450x1800	85
M7202	Small Drawer Unit (to suit cabinets)	50 per drawer	100mm deep	8
M7203	Large Drawer Unit (to suit cabinets)	75 per drawer	200mm deep	15
M7204	Extra Shelves to suit Cabinets	150	840x380x30	5
M7205	Cabinet Base Stand (suits M7201) raises cabinet 70mm			4
M7206	100mm Divider to suit M7202 & M7203 (Pack of 10)	-	-	-
M7207	200mm Divider to suit M7202 & M7203 (Pack of 10)	-	-	-
M7209	Divider to suit M7200 & M7201	-	385x60x330	1.5

Industrial Tooling Drawer Unit

- These industrial tooling drawers are a heavy duty drawer cabinet for industrial applications
- The 1/2 height industrial cabinet can be mounted on top of the tooling cabinet (as per image shown below)
- Finish: Powder coated light grey with light blue coloured drawers
- 2 x 100mm deep drawers
- 3 x 200mm deep drawers
- Drawers have adjustable dividers



M7210 - Drawer Unit

Pictured is the M7210 on the bottom with M7200 mounted on top



Code	Drawer Capacity (kg)	Overall Size WxDxH (mm)	Unit Weight (kg)
M7210	75	900x450x900	95



Heavy Duty Industrial Storage Cabinets Complete With Drawers

- These heavy duty industrial storage cabinets are made from reinforced sheet metal and are great for storing tools, parts and many other items in the workplace
- Finish: Powder coated light grey with light blue coloured doors
- Supplied with 4 adjustable shelves
- Drawers come standard with 15 compartments (4 slotted partitions & 10 dividers)
- Overall Size (HxWxD): 1800x900x450mm
- Total Cabinet Load Capacity: 600kg
- 100mm Drawer Capacity: 50kg
- 200mm Drawer Capacity: 75kg
- Shelf Capacity: 100kg

M8150 – 2 Drawer Cabinet

- 1 x 100mm drawer & 1 x 200mm drawer

M8151 – 4 Drawer Cabinet

- 2 x 100mm drawers & 2 x 200mm drawers

M8152 – 6 Drawer Cabinet

- 3 x 100mm drawers & 3 x 200mm drawers

M8160 – 8 Drawer Cabinet

- 8 x 100mm drawers

M8162 – 10 Drawer Cabinet

- 10 x 100mm drawers

M8170 – 7 Drawer Cabinet

- 2 x 100mm drawers & 5 x 200mm drawers

M8171 – 6 Drawer Cabinet

- 5 x 100mm drawers & 1 x 200mm drawer

M8172 – 8 Drawer Cabinet

- 5 x 100mm drawers & 3 x 200mm drawers

M8175 – 5 Drawer Cabinet

- 5 x 200mm drawers



100mm drawer



200mm drawer



Doors can be removed if preferred

Code	Details	Unit Weight (kg)
M8150	2 Drawer Cabinet (1 x 100mm & 1 x 200mm drawers)	108
M8151	4 Drawer Cabinet (2 x 100mm & 2 x 200mm drawers)	131
M8152	6 Drawer Cabinet (3 x 100mm & 3 x 200mm drawers)	154
M8160	8 Drawer Cabinet (8 x 100mm drawers)	149
M8162	10 Drawer Cabinet (10 x 100mm drawers)	165
M8170	7 Drawer Cabinet (2 x 100mm & 5 x 200mm drawers)	176
M8171	6 Drawer Cabinet (5 x 100mm & 1 x 200mm drawers)	140
M8172	8 Drawer Cabinet (5 x 100mm & 3 x 200mm drawers)	170
M8175	5 Drawer Cabinet (5 x 200mm drawers)	160



M8150
(1 x 100mm & 1 x 200mm drawers)



M8151
(2 x 100mm & 2 x 200mm drawers)



M8152
(3 x 100mm & 3 x 200mm drawers)



M8160
(8 x 100mm drawers)



M8162
(10 x 100mm drawers)



M8170
(2 x 100mm & 5 x 200mm drawers)



M8171
(5 x 100mm & 1 x 200mm drawers)



M8172
(5 x 100mm & 3 x 200mm drawers)



M8175
(5 x 200mm drawers)




Heavy Duty Warehouse Packing Bench

- Strong heavy duty work or packing bench
- 25mm MDF bench top and shelf
- Bench is supplied flat packed
- Image shown with optional bottom shelf
- Castor Kit raises bench height by 140mm
- Top and bottom shelves are height adjustable
- Bench Size: 2390x860x25mm



Image shown with optional bottom shelf level and castor kit

Timber shelf is chamfered to remove sharp edge



Code	Details	Load Capacity(kg)	Overall Size LxWxH (mm)	Unit Weight (kg)
M7320	Heavy Duty Packing Bench	500	2525x900x1000	74
M7321	Optional Bottom Shelf	-	2390x860x25	36
M7325	100mm Lockable Castor Kit to suit Packing Bench			8

Heavy Duty Industrial Workbenches 900 Series

- Heavy duty steel industrial workbench is ideal for use as a work or tool bench
- This workbench has a 600kg top bench capacity
- 28mm thick laminated wooden top
- Comes standard with adjustable feet for levelling on uneven floors
- Finish: Powder coated light grey



Code	Details	Dimensions WxLxH (mm)
M7300	Industrial Workbench	900x750x800
M7310	Lockable Drawer Unit 410x680x180mm (WxDxH)	100mm Drawer
M7246	Castor Kit to suit M7300 Workbench	



Heavy Duty Industrial Workbenches 1200 Series

- Heavy duty steel industrial workbench with bottom shelf is ideal for use as a work or tool bench
- 1000kg wood top bench capacity
- 53mm thick laminated wooden top
- Comes standard with adjustable feet for levelling on uneven floors and an optional lockable castor kit is available if required
- Drawer Unit Capacity: 100kg per drawer
- Finish: Powder coated light grey



M7246
Lockable Castor Kit

Shelf Options

M7253 - 2 Tier Shelf



M7250 - Adjustable Shelf



Drawer & Cabinet Options



M7244 - 2 Drawer Unit
2 x 100mm drawers



M7312 - 3 Drawer Unit
2 x 100mm, 1 x 200mm drawers



M7315 - Cabinet Unit

Code	Details	Dimensions (mm)
M7305	Industrial Workbench	1200x750x900 (WxLxH)
M7253	Lockable Drawer Unit (2 drawer)	565x650x280mm (WxDxH)
M7312	Lockable Drawer Unit (3 drawer)	565x650x450mm (WxDxH)
M7315	Lockable Cabinet Unit (with shelf)	565x650x450mm (WxDxH)
M7244	2 Tier Shelf Unit to suit M7305	1200mm long
M7250	Adjustable Shelf to suit M7305	1200mm long
M7246	Workbench Castor Kit (includes 4 swivel castors with brakes)	



Heavy Duty Industrial Work Benches 1800/2100 Series

- Heavy duty steel industrial workbenches which are ideal for use as a work or tool benches
- 1000kg wood top bench capacity
- 40mm thick laminated wooden top (M7240, M7242)
- 53mm thick laminated wooden top (M7306, M7307)
- Comes standard with adjustable feet for levelling on uneven floors and an optional lockable castor kit is available if required
- Bottom shelf benches available in both 1800 and 2100mm sizes
- Drawer Unit Capacity: 100kg per drawer
- Finish: Powder coated light grey



See pages 266-269 for our Workbench Kits




Workbench with no bottom shelf (available in 1800mm and 2100mm long)



Workbench with bottom shelf (available in 1800mm and 2100mm long)

Shelf Options

Adjustable Shelf M7251 & M7252



Can be used flat or on angle as pictured

2 Tier Shelf M7254 & M7255



Accessory Options

Back Panel M7241 & M7243



Lockable Castor Kit M7246





Drawer & Cabinet Options



M7244 - 2 Drawer Unit
2 x 100mm drawers



M7312 - 3 Drawer Unit
2 x 100mm, 1 x 200mm drawers



M7315 - Cabinet Unit



M7245 - 6 Drawer Unit
2 x 75mm, 2 x 150mm,
2 x 200mm drawers



Dividers supplied
with all drawer units



Code	Details	Dimensions (mm)
M7240	Industrial Workbench 1800mm	1800x750x900 (LxWxH)
M7242	Industrial Workbench 2100mm	2100x750x900 (LxWxH)
M7306	Industrial Workbench 1800mm (with bottom shelf)	1800x750x900 (LxWxH)
M7307	Industrial Workbench 2100mm (with bottom shelf)	2100x750x900 (LxWxH)

Shelf Options

M7251	Adjustable Shelf to suit 1800mm bench	1800x250 (LxD)
M7252	Adjustable Shelf to suit 2100mm bench	2100x250 (LxD)
M7254	2 Tier Shelf Unit to suit 1800mm bench	1800x285 (LxD)
M7255	2 Tier Shelf Unit to suit 2100mm bench	2100x285 (LxD)
M7241	Back Panel Kit to suit 1800mm bench	1800x750x900 (LxWxH)
M7243	Back Panel Kit to suit 2100mm bench	21035x205x825 (LxWxH)

Underbench Options

M7244	Lockable Drawer Unit (2 drawer)	565x650x280mm (WxDxH)
M7312	Lockable Drawer Unit (3 drawer)	565x650x450mm (WxDxH)
M7245	Lockable Drawer Unit (6 drawer)*	565x580x750mm (WxDxH)
M7315	Lockable Cabinet Unit (with shelf)	565x650x450mm (WxDxH)
M7246	Workbench Castor Kit (includes 4 swivel castors with brakes)	

*Please Note: The M7245 (6 drawer unit) won't fit under the workbenches with bottom shelves



Stainless Steel Benches

- Ideal for hospitality, pharmaceutical and medical
- 1.2mm thick 304 grade stainless steel top and undershelf
- 201 grade stainless steel legs
- Easy to wipe clean and keep hygienic
- Six widths available from 900mm to 2400mm
- Bench Depth: 600mm
- Bench Height: 900mm
- Supplied flat packed ready for assembly



Code	Details
M8200	Stainless Steel Bench 900x600x900mm (WxDxH)
M8201	Stainless Steel Bench 1200x600x900mm (WxDxH)
M8202	Stainless Steel Bench 1500x600x900mm (WxDxH)
M8203	Stainless Steel Bench 1800x600x900mm (WxDxH)
M8204	Stainless Steel Bench 2100x600x900mm (WxDxH)
M8205	Stainless Steel Bench 2400x600x900mm (WxDxH)



Stainless Steel Benches (with Splashback)

- 1.2mm thick 304 grade stainless steel top and undershelf
- 201 grade stainless steel legs
- 100mm splashback to stop items falling down back of bench
- Easy to wipe clean and keep hygienic
- Seven widths available from 600mm to 2400mm
- Bench Height with Splashback: 1000mm





M8225

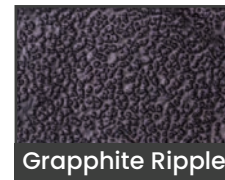


M8226


Code	Details
M8220	Stainless Steel Bench with splashback 600x600x900mm (WxDxH)
M8221	Stainless Steel Bench with splashback 900x600x900mm (WxDxH)
M8222	Stainless Steel Bench with splashback 1200x600x900mm (WxDxH)
M8223	Stainless Steel Bench with splashback 1500x600x900mm (WxDxH)
M8224	Stainless Steel Bench with splashback 1800x600x900mm (WxDxH)
M8225	Stainless Steel Bench with splashback 2100x600x900mm (WxDxH)
M8226	Stainless Steel Bench with splashback 2400x600x900mm (WxDxH)

Stationery Cabinets


- Versatile, functional & practical steel office furniture allows freedom to create & configure storage solutions to suit your individual requirements.
- Supplied fully assembled
- All Cupboards are Key lockable
- Available in 1/2 Height and Full Height Sizes
- Full height cabinet comes standard with 3 shelves and 1/2 height cabinet comes standard with 1 shelf (extra shelves available)
- Shelf Thickness: 25mm
- Extra Shelves are supplied with clips




Graphite Ripple



Seal Grey



M7072



M7075




Code	Details	Overall Dimensions (mm)
M7070	Half Height Stationery Cabinet (Dark Grey)	1015x910x450
M7071	Full Height Stationery Cabinet (Dark Grey)	1830x910x450
M7072	Extra Shelf to suit M7070 & M7071	900x390
M7073	Half Height Stationery Cabinet (Light Grey)	1015x910x450
M7074	Full Height Stationery Cabinet (Light Grey)	1830x910x450
M7075	Extra Shelf to suit M7073 & M7074	900x390



Open Steel Shelving Unit

- This Open steel shelving Unit is roll formed from durable premium pre-painted steel
- Designed for both office and warehouse applications
- Comes with 4 Shelves
- Optional shelves sold as a pair only, available (Can fit up to 14 shelves at 118 pitch)
- Powder coat Finish
- Max. Capacity: 250kg
- Shelf Capacity: 20kg



M7076 - Optional Extra Shelf



Code	Details	Overall Size LxWxH (mm)	Unit Weight (kg)
M7085	Open Steel Shelving Unit	890x455x2200	40
M7086	Open Steel Shelving Unit Extra Shelves	887x420x25	3.25

Steel Shelving Parts Tray Kits

- This steel shelving is roll formed from premium pre-painted steel to ensure durability and engineering integrity for both office and warehouse storage applications.
- Colour: Silver Grey
- Supplied flat packed - Easy to assemble
- 100kg shelf load capacity
- Max Load Capacity Per Bay: 500kg
- Overall Size (WxDxH): 910x400x2200mm



IH-017
Parts Trays
Size LxWxH:
400x100x100mm
(with 3 dividers)



IH-025
Parts Trays
Size LxWxH:
400x200x100mm
(with 3 dividers)



M7082



M7083




M7084

Code	Details
M7082	Shelf Unit Kit (includes 112 x IH-017 parts trays)
M7083	Shelf Unit Kit (includes 56 x IH-025 parts trays)
M7084	Shelf Unit Kit (includes 48 x IH-017 & 32 x IH-025 parts trays)



Heavy Duty Parts Cabinet (30 Parts Trays)

- These Heavy Duty Parts Cabinets are a great way to store parts neatly and efficiently
- Parts Trays have a transparent front window to easily view product inside
- Parts trays have a raised back lip
- Each bin comes with one divider and one bin label card
- Different color tags can be applied for easier identification
- External Plastic Parts Bin Size (LxWxH): 415x170x105mm
- Internal Plastic Parts Bin Size (LxWxH): 380x140x100mm



Code	Details	Parts Bin Capacity (kg)	Overall Size WxDxH (mm)	Unit Weight (kg)
M7350	Heavy Duty 30 Parts Cabinet	10	900x420x880	51
M7353	Optional Dividers to suit M7350 (available seperately to parts trays)			

Heavy Duty Parts Cabinet (60 Parts Trays)

- These Heavy Duty Parts Cabinets are a great way to store parts neatly and efficiently
- Parts Trays have a transparent front window to easily view product inside.
- Parts trays have a raised back lip
- Each bin comes with one divider and one bin label card
- Different color tags can be applied for easier identification
- External Plastic Parts Bin Size (LxWxH): 415x170x105mm
- Internal Plastic Parts Bin Size (LxWxH): 380x140x100mm



Code	Details	Parts Bin Capacity (kg)	Overall Size WxDxH (mm)	Unit Weight (kg)
M7351	Heavy Duty 60 Parts Cabinet	10	900x420x1760	110
M7353	Optional Dividers to suit M7351 (available seperately to parts trays)			



Palomat Greenline Pallet Dispenser

The user inserts or removes the pallets using a pallet truck or a forklift truck. All pallet handling is carried out at floor level. The PALOMAT Greenline detects the pallets via photo sensors which they are automatically stacked or destacked one by one.

- No manual pallet handling - reduces back strain from manually lifting pallets
- Space saving and a tidy workplace
- Optimised pallet flow
- Improved work environment
- Fewer back injuries, jammed fingers, and feet
- Stainless steel version available if required
- Increased efficiency
- No of Pallets: 15
- Suits Australian Chep and Loscam sized pallets
- Noise Level: 70 dBa
- Power: 220-240VAC / 50 Hz
- Can be adjusted for cool-room environments down to -25°C
- Fully electric operation
- Warranty: 12 months
- Made in Denmark



Control Panel



Pictured with pallets



Stacks up to 15 pallets



Suits Australia Chep & Loscam pallets



M7745 pictured without pallets



Watch a video of this in operation on our website here:

www.mhaproducts.com.au/M7745




Code	Lifting Capacity (kg)	Overall Size WxDxH (mm)
M7745	700	1705x1520x2350



Fully-Auto Stretch Wrapping Machine

- Electronic screen with 'Soft Touch' control
- Variable film carriage and turntable speeds
- Photocell eye for automatic height detection
- Automatic and Manual wrapping programs
- Soft-start and stop turntable drive
- Ramp is supplied as an optional extra
- Ramp can be positioned anywhere around the turntable
- Ramp is great for pallet truck access
- Ramp Finish: Powercoated Blue
- Ramp Overall Size (WxLxH): 1000x1500x80mm
- Ramp Weight: 56kg
- 250% Pre-Stretch film carriage
- Power supply: 240v, single phase
- Heavy-duty industrial chain driven turntable
- Forklift relocation slots for easy machine transportation
- Rugged steel construction for long-term reliability
- Standard 12 month warranty
- Max height of wrapping: 2100mm
- Load capacity: 1500kg
- Fork Pocket Size: 154x54mm
- Fork Pocket Centres: 570mm
- Max pallet size: 1200x1200mm
- Turntable diameter: 1500mm
- Overall Machine Dimensions (LxWxH): 2455x730x2200mm
- Turntable Height: 80mm
- Turntable speed: 1-12 RPM
- Stretch film size: 500mm
- Machine weight: 435kg

M7742 pictured with M7743
(optional ramp to suit)



Code	Details
M7742	Full-Auto Stretch Wrapping Machine
M7743	Ramp to suit M7742



Watch a video of this in operation
on our website here:

www.mhaproducts.com.au/M7742



Semi-Auto Strapping Machine

- Power Supply: 240V
- Electric adjustment for strap length and tension
- PP Strapping Width: 5 - 15.5mm
- PP Strapping Thickness: 0.6-1.0mm
- Max Strapping Tension: 5-40kg
- Strapping Speed: 2.5 Seconds/Strap
- Table Height: 750mm



Code	Max Loading Weight (kg)	Machine Dimensions LxWxH (mm)	Unit Weight (kg)
M7760	180	785x545x750	60



Watch a video of this in operation
on our website here:

www.mhaproducts.com.au/M7760



Stor-Pak Parts Bins

- Strong polypropylene bins which are ideal for parts and products storage
- Sit on shelves, benches, stack them or clip them to louvre panels
- All Stor-Pak bins are stackable
- Available in green, blue, red, yellow and clear
- Optional dividers available for #60, #120 and #240 bins
- Hospital grade material - bacterial free and chemical free
- Bin colours available:



Green Blue Red Orange Yellow Clear



Optional dividers available for sizes 60, 120 & 240 bins



Size #5



Size #10



Size #25



Size #60



Size #80



Size #120



Size #240

Code	Details	Size WxDxH (mm)	Volume (L)	Ctn Qty
IH-060	Stor-Pak Bin #5	100x115x60	0.5	12
IH-061	Stor-Pak Bin #10	100x170x85	1.0	6
IH-062	Stor-Pak Bin #25	133x220x125	2.5	6
IH-063	Stor-Pak Bin #60	200x275x165	6.0	6
IH-200	Stor-Pak Bin #80	200x440x165	8.0	6
IH-064	Stor-Pak Bin #120	410x275x165	12	5
IH-065	Stor-Pak Bin #240	410x440x210	24	4
Dividers				
IH-058	Stor-Pak Dividers (suits bins #60 and #120)			40
IH-057	Stor-Pak Dividers (suits bins #240)			45

*Please specify colour when placing your order



Spare Parts Trays

- Strong polypropylene oil resistant trays which are supplied with dividers
- Extra dividers are available to create more compartments in the trays
- Ideal for small parts storage
- Hospital grade material - bacterial free and chemical free



Code	Details	Size LxWxH (mm)	Dividers Supplied	Ctn Qty
IH-012	Spare Parts Tray #12	300x100x100	2	24
IH-017	Spare Parts Tray #17	400x100x100	2	24
IH-027	Spare Parts Tray #27	600x100x100	5	12
IH-024	Spare Parts Tray #24	300x200x100	2	12
IH-025	Spare Parts Tray #25	400x200x100	2	12
IH-028	Spare Parts Tray #28	600x200x100	5	6
IH-230	Spare Parts Tray #30	300x300x100	2	8
IH-231	Spare Parts Tray #31	400x300x100	2	8
IH-232	Spare Parts Tray #32	600x300x100	5	4
Dividers				
IH-014	Spare Parts Dividers-100mm wide			12
IH-026	Spare Parts Dividers-200mm wide			12
IH-233	Spare Parts Dividers-300mm wide			12



Mesh-Pak Storage Bins

- The ultimate practical storage system and part of the stor-pak range
- Available in three sizes to accommodate small as well as bulky items
- Produced in tough and durable hospital grade material - bacterial free and chemical free
- Angled front provides easy picking access
- Perforated bottom ensures no dust collects at the bottom of the box
- Dividers available for Stor-Pak #60 and #120
- Colours Available: Blue or Clear



Code	Details	Size WxDxH (mm)	Volume (L)	Ctn Qty
IH-061MPB	Mesh-Pak Bin #10-Blue	100x170x85	1.0	6
IH-061MPC	Mesh-Pak Bin #10-Clear	100x170x85	1.0	6
IH-062MPB	Mesh-Pak Bin #25-Blue	133x220x125	2.5	6
IH-062MPC	Mesh-Pak Bin #25-Clear	133x220x125	2.5	6
IH-063MPB	Mesh-Pak Bin #60-Blue	200x275x165	6.0	6
IH-063MPC	Mesh-Pak Bin #60-Clear	200x275x165	6.0	6
IH-064MPB	Mesh-Pak Bin #120-Blue	410x275x165	12	5
IH-064MPC	Mesh-Pak Bin #120-Clear	410x275x165	12	5


Dividers

IH-058	Dividers (to suit bins #60 & #120)			40
--------	------------------------------------	--	--	----



Visi-Pak Storage Bins

- Fully modular the Visi-Pak is supplied with special clips which enable them to fit onto a louvre panel - doors swivel forward for easy access
- They can also be screwed onto a wall or left free standing on a bench top
- Ideal for small parts storage
- Available in 3 standard sizes
- Hospital grade material - bacterial and chemical free



Code	Details	Size WxDxH (mm)	Volume (L)	Ctn Qty
IH-040	Visi-Pak - Small	103x83x120	0.25	12
IH-041	Visi-Pak - Medium	154x126x180	1.5	6
IH-042	Visi-Pak -Large	208x167x235	3.5	6



Drawer Organisers

- Ideal for storing nuts, bolts, screws etc
- Can be mounted onto louvre panel or screwed directly onto a wall
- Blue with clear drawers
- Hospital grade material – bacterial free and chemical free
- Material: Durable Co-Polymer



Code	Details	Unit Size WxDxH (mm)	Drawer Size WxDxH (mm)
IH-048	Drawer Organiser (2 drawer)	87x136x98	70x125x40
IH-044	Drawer Organiser (3 drawer)	155x125x140	145x125x40
IH-050	Drawer Organiser (12 drawer)	230x128x188	70x125x40
IH-051	Drawer Organiser (20 drawer)	305x128x230	70x125x40

Ezi-Pak Carry Case

- Tough carry cases for tools and accessories
- Made from ABS plastic with polycarbonate lids
- Comes with removable dividers (21 compartments)
- Removable dividers
- Available in Red and Blue
- Modular frame which is great for use in vehicles or can be mounted to a workbench and can have multiple modules stacked on top of each other
- Modular frame is self locking



IH-156



IH-155



IH-150B



IH-150R



IH-151B



Code	Details	Overall Size WxDxH (mm)
IH-150B	Ezi-Pak Accessory Case- Blue (with clear lid)	370x432x85
IH-150R	Ezi-Pak Accessory Case- Red (with clear lid)	370x432x85
IH-151B	Ezi-Pak Accessory Case- Blue (with blue lid)	370x432x85
IH-156	Ezi-Pak Accessory Case Modular Frame (fits 2 cases, not included)	415x435x270
IH-155	*Ezi-Pak Accessory Case Modular Frame (complete with 2 cases)	415x435x270

*This comes with red or blue lid cases (please specify colour when ordering)



Clear Accessory Boxes

- Clear Compartment Accessory Boxes which are great for storing small parts and accessories
- All plastic construction
- Made from quality clear plastic for easy viewing
- Big range to suit your needs
- Protects goods from dirt & dust
- Quality catch for secure locking
- Endless uses



Code	Details	Overall Size LxWxH (mm)	Compartments	Ctn Qty
IH-031	Small - 1 compartment	188x118x31	1	12
IH-030	Small - 5 compartments	188x118x31	5	12
IH-033	Small - 10 compartments	188x118x31	10	12
IH-029	Medium - 1 compartment	195x157x48	1	12
IH-038	Medium - 6 compartments	195x157x48	6	12
IH-039	Medium - 14 compartments	195x157x48	14	12
IH-032	Medium Deep - 1 compartment	195x136x66	1	14
IH-092	Large - 1 compartment	310x200x48	1	5
IH-093	Large - 12 compartments	310x200x48	12	5
IH-094	Large - 18 compartments	310x200x48	18	5
IH-096	Large Deep - 1 compartment	310x200x80	1	3
IH-090	Large Deep - 3 compartments	310x200x80	3	3
IH-095	Large Deep - 6 compartments	310x200x80	6	3
IH-097	Extra Large- 20 compartments	350x270x55	20	5
IH-091	Extra Large Extra Deep - 1 compartment	350x270x100	1	3
IH-098	Extra Large Extra Deep - 8 compartment	350x270x100	8	3
IH-088	A4 Size - 1 Compartment	315x230x71	1	3



Louvre Panel & Square Hole Boards & Accessories

- These wall mountable panels are available with louvre panel slots or square pegboard holes for hanging items
- Panels can be mounted onto benches, walls, racking, shelving trolleys and more
- Large range of hanging hooks accessories available



M7291

Rear View



M7292

Rear View



M7280



M7281



M7282



M7283



M7284



M7285



M7286



M7287



M7288



M7289



M7290

Code	Details	Overall Size (mm)	Unit Weight (kg)	Ctn Qty
M7291	Metal Louvre Panel Board	900x455x20 (WxHxD)	5	1
M7292	Metal Square Hole Pegboard	900x455x20(WxHxD)	5	1
M7280	Single Hook	25mm long	-	5
M7281	Single Hook	75mm long	-	5
M7282	Single Hook	150mm long	-	5
M7283	Double Hook	25mm long	-	5
M7284	Double Hook	75mm long	-	5
M7285	U Shape Hook	23x35mm (LxW)	-	5
M7286	U Shape Hook	70x25mm (LxW)	-	5
M7287	3 Prong Hook	150mm long	-	5
M7288	Round Hook	115x70mm (LxW)	-	5
M7289	Spanner Holder	135mm long	-	1
M7290	Screwdriver Holder	390mm long	-	1



Louvre Panels (Metal & ABS Plastic)


- These louvre panels are available in both metal and ABS plastic and can be used for many applications including workbenches, packing areas, walls, shelving etc
- 4 standard sizes in the metal louvre panel and 2 standard sizes in the ABS plastic panels




M7297




M7298




M7293



M7294



M7295



M7296

Code	Details	Overall Size WxH (mm)	Unit Weight (kg)	Ctn Qty
M7293	Metal Louvre Panel Board	450x450	2.5	1
M7294	Metal Louvre Panel Board	455x610	3.3	1
M7295	Metal Louvre Panel Board	455x914	5	1
M7296	Metal Louvre Panel Board	450x1800	10	1
M7297	ABS Plastic Louvre Panel Board	460x153	0.2	1
M7298	ABS Plastic Louvre Panel Board	460x460	0.5	1



See page 106



See page 109



See page 98



Enviro Plastic Stack & Nest Crates

(Recycled Plastic)

- These recycled stack and nesting crates are injection moulded from tough, durable, UV resistant recycled polypropylene.
- Crates can stack or nest depending on which way around they are stored
- Size 4 and 4D are nest only



Code	Details	Size LxWxD (mm)	Capacity (L)	Ctn Qty
M7820	No. 4 Bins (Black Recycled)	430x323x127	13.5	10
M7821	No. 4D Bins (Black Recycled)	430x323x210	22	10
M7822	No. 7 Bins (Black Recycled)	645x413x210	32	5
M7823	No. 10 Bins (Black Recycled)	645x413x276	52	5
M7824	No. 15 Bins (Black Recycled)	645x413x397	68	3
Lids to suit				
M7825	Bin Crate Lids to suit No. 4 crates (Black Recycled)			10
M7826	Bin Crate Lids to suit No. 7-15 crates (Black Recycled)			5

Stack & Nest Crate Dollies

- Industrial strength – made from heavy duty, durable recycled PP material
- M7840 & M7843: Zinc plated Castors
- M7841: Stainless Castors
- M7840 & M7841: Wheel wells to allow for stackable, secure storage (when not in use)
- M7840 & M7841: Rear castors with brakes to secure when stopped on an incline.
- Designed to fit our number 7, 10 or 15 stack and nest bin



Code	Details	Load Capacity (kg)	Unit Weight (kg)
M7840	Enviro Dollie Dark Grey Frame (405x615x190mm LxWxH)	600	6
M7841	Enviro Dollie Blue Frame (405x615x190mm LxWxH)	600	6
M7843	Stack & Nest Crate Dollie Blue Frame (405x610x170mm LxWxH)	250	4.5



Plastic Stack & Nest Crates (Virgin Plastic)

- These stack and nesting crates are injection moulded from tough, durable, UV resistant polypropylene. They are suitable for food handling, engineering, warehousing or distribution
- Crates can stack or nest depending on which way around they are stored
- Size 4 and 4D are nest only
- Available in 5 colours (please specify your preferred colour when ordering)
- Colours Available:



Blue Red White Green Yellow



Stack and Nestable

Code	Details	Size LxWxD (mm)	Capacity (L)	Ctn Qty
M7830	No. 4 Bins	430x323x127	13.5	10
M7831	No. 4D Bins	430x323x210	22	10
M7832	No. 7 Bins	645x413x210	32	5
M7833	No. 10 Bins	645x413x276	52	5
M7834	No. 15 Bins	645x413x397	68	3

Lids to suit

M7835	Bin Crate Lids to suit No. 4 crates (Black or white)	5
M7836	Bin Crate Lids to suit No. 7-15 crates (Black or white)	5

*Please specify colour when placing order



Access Plastic Bin Rack

- These access bin racks store and display products for easy access and stock picking
- Extra strong powder coated frames and beams
- Rack fits the No. 4D size bins (choice of 6 colours)
- Available in 2 standard sizes
- This rack can have castors fitted for easy maneuverability
- M8100 Access Plastic Bin Racking: 1800x1800x450mm
- M8101 Access Plastic Bin Racking: 2400x1800x450mm
- Add-on Bays available so you can make one continuous line of Access Bin Racking



M8100



M8100A



M8101




M8101A



M7325 - Castor Kit

Bin Colours Available



M7831G

M7831R

M7831Y

M7821

M7831B

M7831W

Code	Details
M8100	Access Plastic Bin Rack (includes 20 plastic bins)
M8100A	Access Plastic Bin Rack Add on Bay to suit M8100
M8101	Access Plastic Bin Rack (includes 28 plastic bins)
M8101A	Access Plastic Bin Rack Add on Bay to suit M8101
M7325	Castor Kit to suit (includes 4 castors with brakes)



Access Stor-Pak Bin Rack

- These access Stor-Pak bin racks store and display products for easy access and stock picking
- Stor-Pak bins are available in Red, Green, Blue or Yellow
- Stor-Pak Bin Size: 410x440x210mm (Length x Depth x Height)
- Extra strong powder coated frames and beams
- Available in 2 standard sizes
- This rack can have castors fitted for easy maneuverability
- M8105 Access Plastic Bin Racking: 1800x1800x450mm
- M8106 Access Plastic Bin Racking: 2400x1800x450mm
- Add-on Bays available so you can make one continuous line of Access Bin Racking



M8105



M8105A



M8106



M8106A



M7325 - Castor Kit

Bin Colours Available



IH-065G

IH-065Y

IH-065OR

IH-065R

IH-065C

IH-065B

Code	Details
M8105	Access Stor-Pak Rack (includes 16 plastic bins)
M8105A	Access Plastic Bin Rack Add on Bay to suit M8105
M8106	Access Stor-Pak Rack (includes 20 plastic bins)
M8106A	Access Plastic Bin Rack Add on Bay to suit M8106
M7325	Castor Kit to suit (includes 4 castors with brakes)




Multistaka Crates

- Industrial strength – made from heavy duty, durable PP material
- Food grade material
- Available in white and blue colour
- Lids available in white only



M7850W



M7851B



M7852W



M7853



Code	Details	Overall Size LxWxH (mm)	Cty Qty
M7850B	Blue Multistaka Crate - 13 Litre	432x324x127	5
M7850W	White Multistaka Crate - 13 Litre	432x324x127	5
M7851B	Blue Multistaka Crate - 22 Litre	432x324x203	5
M7851W	White Multistaka Crate - 22 Litre	432x324x203	5
M7852B	Blue Multistaka Crate - 32 Litre	432x324x305	3
M7852W	White Multistaka Crate - 32 Litre	432x324x305	3
M7853	Multistaka Crate Lid	438x330	5

Plastic Pails With Lids

- These plastic pails are great for food and industrial applications
- 4 standard sizes available
- Stainless steel carry handle with plastic sleeve
- Australian made
- Supplied with lids
- Colour: White



Code	Details	Overall Size Dia. x Height (mm)
M7854	Plastic Pail & Lid - 5L	204x176
M7855	Plastic Pail & Lid - 10L	260x270
M7856	Plastic Pail & Lid - 15L	280x332
M7857	Plastic Pail & Lid - 20L	280x410



Standard Plastic Export Pallet

Excellent pallets for one way use with no fumigation or heat treatment required.

- Suitable for food processing plants and pharmaceutical industries
- Passes all export regulations – ISPM -15 compliant
- Able to be hot washed, steam cleaned and chemically sterilised
- No nails or splinters
- Re-sell value after usage
- Material: Made from recycled plastic
- 2 types available - 2 way entry & 4 way entry



M7860



M7861

Code	Details	Static SWL (kg)	Overall Size LxWxH (mm)	Unit Weight (kg)
M7860	Standard Plastic Export Pallet-2 way entry	1000	1140x1140x120	7.7
M7861	Standard Plastic Export Pallet-4 way entry	1000	1100x1100x120	7.6

Heavy Duty Hygiene Pallet

Heavy duty Environmentally friendly plastic pallets which are great for the food, pharmaceutical, grocery, printing, beverage and many other industrial applications.

- Size (LxWxH): 1165x1165x150mm
- Static Capacity: 8000kg
- Beam Racking and Forklift Movement Capacity: 2000kg
- Pallet Weight: 34kg
- Drive-In Racking Capacity: 1000kg
- Material: Recycled polyethylene




Please Note: Capacity weights are approx only and we recommend that racking trials be carried out in each case

Code	Static SWL (kg)	Overall Size LxWxH (mm)	Unit Weight (kg)
M7865	8000	1165x1165x150	34




Vented Collapsible Bin & Lid

- Made from UV Stabilised PP
- Full recyclable and Food Grade Approved
- 3:1 Fold Down ratio
- 2 way forklift and pallet truck Entry
- Can safely stack up to 10 bins high when empty, 7 high at 300kg, 5 high at 500kg and 3 high and 700kg
- Pallet Rack Safe – Unique Positive Locking Base Design
- Racking Capacity 500kg
- Dynamic Capacity 1000kg
- Static Capacity 4000kg
- Bin Closed Dimensions (LxWxH): 1162x1162x270mm
- Bin Internal Dimensions (LxWxH): 1070x1070x630mm



M7811 - Open & Stacked



M7811 & M7816 (Lid to suit)



M7811 - Collapsed

Code	Details	Volume (L)	Dimensions LxWxH (mm)	Unit Weight (kg)
M7811	Vented Collapsible Bin	730	1162x1162x780	46
M7816	Lid to suit M7811	-	1172x1172x63	6.2



Nally Plastic Mega Bins (Vented & Solid)

The Nally MegaBin is the original Australian bulk bin. Designed for fruit and vegetable movement and retail high performance the Nally MegaBin is clearly the way of plastic bins in Australia.

Rounded corners and smoother interior surfaces results in less bruising and damage to your produce. Multiple vents in sides and base provide superior airflow so products cool faster adding valuable shelf life to your produce. The smooth, non-absorbent surface will not harbour or transfer mould, bacteria or disease carrying organisms.

Nally Megabins are up to 40% lighter in weight than wood bins and the weight is constant as they don't absorb moisture. This allows for increased freight efficiencies of 4-5%. In practice you are able to transport 2-3 extra bins of fruit per semi-trailer load.

- Available in both solid and vented
- Standard pallet size (1165mm x 1165mm)
- Fits on standard pallet racking
- Maximum load capacity: 500kgs



M7800 & M7810 - Stacked & pictured with M7815 (Lid to suit)



M7800



M7810

Code	Details	Capacity (L)	External Size LxWxH (mm)	Internal Size LxWxH (mm)	Unit Weight (kg)
M7800	Solid Mega Bin	780	1165x1165x780	1082x1082x650	44
M7810	Vented Mega Bin	780	1165x1165x780	1082x1082x650	44
M7815	Mega Bin Lid	-	1180x1180x35	-	10



Mesh Stillage Transport Storage Cage

- Multi-purpose transport or storage cages which are great for storing products both indoor and outdoor
- Pallet Rack Safe – these cages have built in racking locators making it an ideal storage cage and safe storage on pallet racking
- Drop down removable front gate
- Rear gate hinges open for easy access to cage
- Cages can be stacked 3 high when loaded and 5 high unloaded
- Finish: Zinc plated
- Base to the top of the front gate when folded is 390mm (internally)
- Base to the top of the front and back gates is 780mm (internally)



Collapsed



Watch a video of this in operation on our website here:
www.mhaproducts.com.au/M7530



M7530 pictured with M7502



M7530 pictured with M7533



M7530 pictured with 2 x M7534

Code	Details	Load Capacity (kg)	Internal Size LxWxH (mm)	Overall Size LxWxH (mm)	Unit Weight (kg)
M7530	Mesh Storage Cage	1000	1070x1070x840	1160x1205x1041	80
M7502	Galvanised Floor to suit M7530				
M7533	Lid to suit M7530				
M7534	Full Height Divider to suit M7530				



Low Height Storage Cage

- This Low Height Storage Cage is great for storing products both indoor and outdoor.
- Pallet Rack Safe – unique positive locking base design for racking
- Removable front gate
- Cages can be stacked 2 high when loaded
- 4 Way forklift & 2 Way Pallet Truck entry
- Finish: Zinc plated
- Supplied flatpacked



Collapsed



Watch a video of this in operation on our website here: www.mhaproducts.com.au/M7529



M7529 pictured with M7528



M7529 pictured with M7533

Code	Details	Load Capacity (kg)	Base Height (mm)	Internal Size LxWxH (mm)	Overall Size LxWxH (mm)	Unit Weight (kg)
M7529	Low Height Storage Cage	1000	125	1070x1070x480	1160x1205x652	61
M7528	Half Height Divider to suit M7529					
M7533	Lid to to suit M7529					



Zinc Plated Storage Cage (Extra Wide)

- Front and rear gates fold down allowing for safe, easy and fast access to goods
- Pallet Rack Safe – unique positive locking base design
- Cage can be collapsed or assembled in seconds
- 4 Way forklift access & pallet truck entry
- Anti-tip base design
- Zinc plated finish
- Optional Full Height Divider sold seperately
- Stackable 2 high loaded, and 4 high empty
- Collapsed Height: 320mm



Stacked



M7540 pictured with 2 x M7543 & M7534



Collapsed

Code	Details	Load Capacity (kg)	Internal Size LxWxH (mm)	Overall Size LxWxH (mm)	Unit Weight (kg)
M7540	Zinc Plated Storage Cage (Extra Wide)	1050	2100x1085x810	2200x1160x1055	125
M7543	Lid to suit M7540				
M7534	Full Height Divider to suit M7540				



Collapsible and Stackable Stillage Cage

- Multi-purpose transport or storage cages which are great for storing products both indoor and outdoor.
- Great for storing products both indoor and outdoor
- Pallet Rack Safe – Unique Positive Locking Base Design
- Front and rear gates are removable and half fold down
- Quick collapse sides so the unit can be quickly folded, stored and transported in the knock-down position
- 4 way pallet truck and forklift entry
- Cages can be stacked 3 high when loaded and 10 high folded
- Finish: Zinc plated
- Mesh Size: 100x50x6mm
- If fitted with M7542 Wheel Kit, the overall load capacity of the M7541 will reduce to 800kg



M7541 pictured with M7542



M7541 pictured with M7534



M7541 pictured with M7533



M7541 Collapsed & Stacked



Watch a video of this in operation on our website here: www.mhaproducts.com.au/M7541



Code	Details	Load Capacity (kg)	Internal Size (mm)	Overall Size LxWxH (mm)	Unit Weight (kg)
M7541	Collapsible & Stackable Stillage Cage	1200	1035x1035x805	1125x1125x1040	80
M7542	Wheel Kit to suit M7541				
M7534	Full Height Divider to suit M7541				
M7533	Lid to to suit M7541				



Wire Pallet Cages

- Convert your pallets into cages with the quick and easy to use cages.
- Ideal for storing odd or awkward shaped goods/products
- Can be folded down flat for easy storage when not in use
- Mesh Size: 100x50mm - 6mm
- Pallet not included



M7514



M7515

Code	Details	Overall Size LxWxH (mm)
M7514	Half Height Wire Pallet Cage	1195x1170x400
M7515	Full Height Wire Pallet Cage	1195x1170x800



Watch a video of this in operation on our website here: www.mhaproducts.com.au/M7514



Galvanised Mesh Cage

- These mesh cages are an excellent form of warehouse and yard storage.
- These units are stackable as well as having the capability of being stored on pallet racking
- Can be folded down flat for easy storage when not in use
- Can be safely stacked 2 high when in use
- Folded Height: 210mm
- Load Capacity: 1000kg



M7519



Watch a video of this in operation on our website here: www.mhaproducts.com.au/M7518



Code	Details	Load Capacity (kg)	Folded Height (mm)	Mesh Size (mm)	Overall Size WxDxH (mm)	Unit Weight (kg)
M7518	Galvanised Mesh Cage	1000	210	100x50x6	1150x1150x890	64
M7519	Wheel Kit to suit M7518 (available online)					



Pallet Cages

- Multi-purpose transport or storage cage
- Great for storing products both indoor and outdoor
- These cages can also be stored on pallet racking
- M7509 features a drop down swing gate
- M7510 features a double swing gate
- Stackable Height: 2 high loaded, 4 high empty
- Supplied with a hardwood timber pallet
- Finish: Zinc Galvanised
- Load Capacity: 1000kg



M7510



M7509



M7509 pictured with M7528



M7509 pictured with M7533



M7510 pictured with M7534



M7510 pictured with M7533

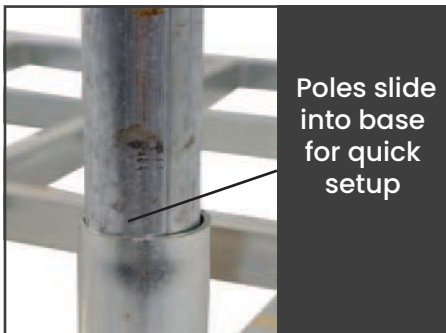
Code	Details	Overall Size LxWxH (mm)	Internal Size LxWxH (mm)
M7509	Stillage Pallet Cage (Half Height)	1200x1200x655	1080x1080x448
M7528	Half Height Divider to suit M7509		
M7510	Stillage Pallet Cage (Full Height)	1205x1165x1028	1080x1080x825
M7534	Full Height Divider to suit M7510		
M7533	Lid to to suit M7509 & M7510		



Stackable Stillage Cage

These stackable stillage cages are an excellent form of warehouse and yard storage. Designed to store long awkward objects for easy transport, these units may be stacked to make use of the vertical space in your warehouse.

- Fits standard Australian size pallets including Chep and Loscam
- Can be safely stacked 3 high when in use
- Finish: Zinc plated
- Base Material Size: RHS 30x60x1.8mm
- Post Size: 60x2.5mm
- Cupped feet add an additional 100mm to the external size (50mm per side)
- Clearance between ground and bottom frame is 110mm
- Clearance between stillages when stacked is 1545mm



Poles slide into base for quick setup



Watch a video of this in operation on our website here, www.mhaproducts.com.au/M7525



Code	Load Capacity (kg)	Post Height from Top of Base (mm)	Internal Size LxWxH (mm)	External Size LxWxH (mm)	Base Height (mm)	Unit Weight (kg)
M7525	1000	1490	1250x1250x1490	1390x1390x1655	170	54



Large Stackable Stillage Cage

These stackable stillage cages are an excellent form of warehouse and yard storage. Designed to store long awkward objects for easy transport, these units may be stacked to make use of the vertical space in your warehouse.

- Can be safely stacked 2 high fully loaded, 4 high empty
- Pallet Rackable
- Finish: Zinc
- Load Capacity: 1000kg
- Stillage Cage comes with optional accessories to suit.



M7589 Eye Nut for Lashing



M7588 Stopper/Divider



M7587 Fork Entry Bar



M7586 pictured with all accessories



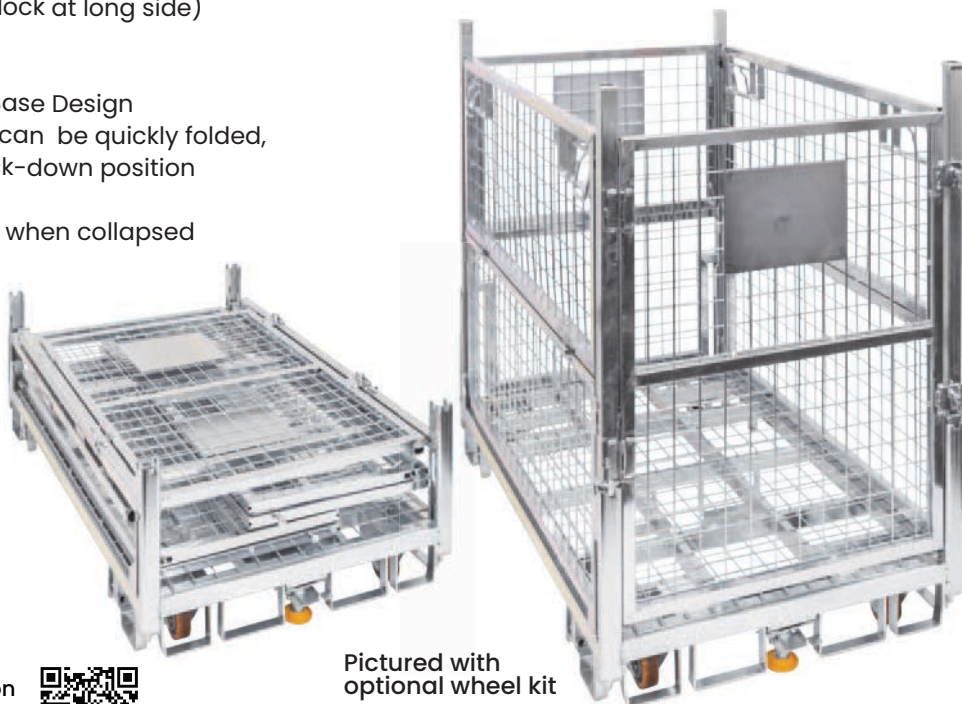
M7586 in use & stacked 2 high

Code	Details	Fork Pocket Centre (mm)	Fork Pocket Size (mm)	Internal Size LxWxH (mm)	Overall Size LxWxH (mm)	Unit Weight (kg)
M7586	Large Stackable Stillage Cage	850	154x62	2140x1165x1025	2550x1165x1025	97
M7587	Fork Entry Bar to suit M7586					
M7588	Stopper/Divider to suit M7586					
M7589	Eye Nut to suit M7586					
M7907	Towing Set to suit M7586					
M1283	Castor Kit to suit M7586					



Collapsible & Stackable Stillage Cage (Rectangular)

- Fork Pockets - 4 Side Fork Lift/2 Side Pallet Truck Access
- Pallet Racking Compatible (beam lock at long side)
- 3 Sided Half Drop Down Gate
- 1 Sided Swing Gate (Short Side)
- Pallet Rack Safe - Unique Locking Base Design
- Quick Collapsible sides so the unit can be quickly folded, stored and transported in the knock-down position
- Zinc Finish
- Compact Design - can be stacked when collapsed
- Optional Wheel Kit
- 2 License Plates on Short Sides
- Stackable (3) High Loaded, (4) High Empty, (6) High Collapsed
- 4 x Heavy Duty Low Profile Castors (2 x Swivel & 2 x Fixed)
- Fork Pocket Size: 132x85mm
- Fork Pocket Centre: 250mm



Pictured with optional wheel kit



Watch a video of this in operation on our website here:

www.mhaproducts.com.au/M7561



Code	Details	Load Capacity (kg)	Internal Size LxWxH (mm)	Overall Size LxWxH (mm)	Collapsed Height (mm)	Unit Weight (kg)
M7561	Collapsible & Stackable Stillage Cage	500	1090x680x925	1150x750x1170	425	74
M7562	Optional Wheel Kit to suit M7561					

Stackable Mesh Stillage Picking Cage

- Can be double stacked
- Drop down / removable gates
- Supplied flatpacked for easy transport
- Powder coated blue finish



Can be used as a pallet stand



Watch a video of this in operation on our website here:

www.mhaproducts.com.au/M7532



Code	Load Capacity (kg)	Base Height (mm)	Overall Size WxDxH (mm)	Unit Weight (kg)
M7532	750	400	1165x1165x1650	96



Stillage Mesh Cage (Foldable Sides)

- These mesh cages are an excellent form of warehouse storage.
- Combining the usefulness of mesh cages with the flexibility of stillages, these stillage mesh cages may be stacked higher than a normal mesh cage due to the stillage posts.
- Pallet Rack Safe – these cages have built in racking locators making it an ideal storage cage and safe storage on pallet racking
- Powder coated frames with gal mesh sides
- Forklift access from front and sides
- Solid steel floor
- Can be collapsed for storage
- Can be safely stacked 4 high empty and 2 high fully loaded



Code	Load Capacity (kg)	Collapsed Height (mm)	Internal Size LxWxH (mm)	Overall Size LxWxH (mm)	Unit Weight (kg)
M7640	1000	350	1134x931x790	1250x1050x980	78



Crane Pallet Cage

- The M7565 Crane Pallet Cage is a lightweight, affordable solution for storing and transporting loose goods by crane or forklift.
- Fully opening front gate for easy loading and unloading
- Stacking feet allow cages to be stacked 3 high when empty or 2 high when loaded
- Suitable for storage on pallet racking
- Fitted with 4 point lift crane lugs and forklift pockets
- Sheet metal floor fitted standard
- Zinc finish
- Fork Pocket Size: 245 x 80mm
- Fork Pocket Centres: 452mm
- Supplied standard as flatpack for on-site assembly or supplied fully assembled (M7565A)



Code	Details	Working Load Limit (kg)	Internal Dimensions LxWxH (mm)	Overall Size LxWxH (mm)	Unit Weight (kg)
M7565	Crane Pallet Cage	1000	1060x1060x900	1250x1250x1100	110
M7565A	Crane Pallet Cage Assembly Available				



Forklift Safety Cage/Work Platform

- Manufactured to meet relevant Australian Standards
- Zinc plated finish
- Designed to carry 2 persons (250kg max)
- Mesh safety screen
- Toe boards all sides with skid resistant floor plate
- Inward opening, self closing door
- Internal handrail with safety loops to hook safety harness
- Full length fork sleeves
- Castors can be fitted to the bottom of cage for easy manoeuvrability in warehouse or yard
- Fork Pocket Size: 160x60mm
- Fork Pocket Centres: 640mm
- Supplied as flatpack for easy storage and transport however can be ordered with assembly

NO MORE THAN 2 PERSONS MAY BE LIFTED.
 WEIGHT OF PLATFORM 134KGS.
 THE LOAD INCLUDING PERSONNEL & EQUIPMENT SHALL NOT EXCEED 250KG
 USE ONLY ON INDUSTRIAL TRUCKS HAVING A CAPACITY OF 1800KG (COUNTERBALANCED) OR 1080KG (REACH TRUCK) AS APPROVED.
 DO NOT USE IN PROXIMITY TO LIVE ELECTRICAL EQUIPMENT.
 FOR USE ONLY AS APPROVED BY STATE STATUTORY AUTHORITY.





Tool tray supplied as standard



Fork cage flatpacked



Safety Harness




Floor harness anchor points

Code	Details	Internal Floor Dimensions (mm)	Overall Height (mm)	Height to Railing (mm)	Unit Weight (kg)
M4000	Forklift Safety Cage (supplied flatpacked)	1000x1100	2000	1000	124
M4002	Full Body Safety Harness & Lanyard				
M4000A	Forklift Safety Cage Assembly Available				



Heavy Duty Longspan Shelving (with Steel Shelves)

- This heavy duty longspan shelving system is a strong and versatile shelving system, which is similar to pallet racking just in a similar profile, which is great for storing small parts and archives.
- This system is supplied standard with 3 adjustable shelves however extra shelf levels can be ordered for each set
- Comes standard with steel shelves (2 pieces per level)
- End frames are supplied assembled for quick and easy setup
- Standard longspan 450mm and 600mm deep stock sizes are listed below however other configurations and sizes can be ordered on request to suit your particular requirements
- Step beams which the steel decks sit flush with the beam
- Shelf Capacity: 390kg/level - 1800(L) Beam, 290kg/level - 2400(L) Beam
- For overall bay length add 60mm per frame




Height (mm)	Width (mm)	Depth (mm)	Starter Bay Code	Add On Bay Code	Extra Shelf Level Code
1800	1800	450	M8000	M8001	M8008
1800	1800	600	M8002	M8003	M8009
2400	1800	450	M8004	M8005	M8008
2400	1800	600	M8006	M8007	M8009
1800	2400	450	M8015	M8016	M8023
1800	2400	600	M8017	M8018	M8024
2400	2400	450	M8019	M8020	M8023
2400	2400	600	M8021	M8022	M8024

M7325 Castor Kit to suit Longspan Shelving (includes 4 castors with brakes)



Heavy Duty Longspan Shelving (with Mesh Shelves)

- This heavy duty longspan shelving system is a strong and versatile shelving system, which is similar to pallet racking just in a similar profile, which is great for storing small parts and archives.
- This system is supplied standard with 3 adjustable shelves however extra shelf levels can be ordered for each set
- Comes standard with mesh shelves (2 pieces per level)
- End frames are supplied assembled for quick and easy setup
- Standard longspan 450mm and 600mm deep stock sizes are listed below however other configurations and sizes can be ordered on request to suit your particular requirements
- Step beams which the mesh decks sit flush with the beam
- Shelf Capacity: 390kg/level - 1800(L) Beam, 290kg/level - 2400(L) Beam
- For overall bay length add 60mm per frame



Height (mm)	Width (mm)	Depth (mm)	Starter Bay Code	Add On Bay Code	Extra Shelf Levels
1800	1800	450	M8030	M8031	M8038
1800	1800	600	M8032	M8033	M8039
2400	1800	450	M8034	M8035	M8038
2400	1800	600	M8036	M8037	M8039
1800	2400	450	M8045	M8046	M8053
1800	2400	600	M8047	M8048	M8054
2400	2400	450	M8049	M8050	M8053
2400	2400	600	M8051	M8052	M8054

M7325 Castor Kit to suit Longspan Shelving (includes 4 castors with brakes)




Pallet Racking End Protectors

Pallet Racking End Protectors are a highly effective solution for preventing damage to racking and inventory by forklifts.

No matter how good your forklift drivers are, there will always be sometime when an accident or mistake happens when they crash into the pallet racking. You can avoid major injuries and pallet rack damage by installing these protection guards.

Damage and failure not only cause serious safety issues but disassembling, repair, reassembling and reloading of pallet racks add significantly to running costs.

- Single Bay End Protector to suit 838mm frame
- Double Bay End Protector to suit 838mm frame + 430mm space + 838mm frame
- Conforms to relevant Australian Standards



M7405




M7406

Code	Description	Height (mm)	Overall Length (mm)
M7405	Racking End Protector (to suit single bay of racking)	400	1080
M7406	Racking End Protector (to suit double bay of racking)	400	2350



Pallet Racking Mesh Decks

- Our mesh decks are made to suit almost any standard pallet racking system
- Other sizes can be made to order
- Comes complete with support bars
- 2 pieces per beam



Code	Details	Load Capacity (kg)	Width (mm)	Depth (mm)
M7462	Pallet Racking Mesh Decks (suits 2600mm beams)	1000	1250	840
M7463	Pallet Racking Mesh Decks (suits 2750mm beams)	1000	1350	840

Pallet Racking Column Guards

- Pallet Racking Column Guards are a highly effective solution for preventing damage to racking and inventory by forklifts.
- No matter how good your forklift drivers are, there will always be sometime when an accident or mistake happens when they crash into the pallet racking.
- You can avoid major injuries and pallet rack damage by installing these protection guards.
- Damage and failure not only causes serious safety issues but disassembling, repair, reassembling and reloading of pallet racks add significantly to running costs.
- Conforms to relevant Australian Standards



Top View



Code	Overall Size HxD (mm)
M7400	400x220



Rolling Metal Step Stool

- This rolling step stool is the most popular in our range
- Spring loaded castors for rolling which spring upwards when you step on the stool
- Non-Slip rubber surface on both steps
- Powder coated steel construction
- Castors: 30mm



Code	Load Capacity (kg)	Top Step Dia. (mm)	Bottom Step Dia. (mm)	Bottom Step Height (mm)	Base Dia. (mm)	Height to Top Step (mm)	Unit Weight (kg)
M4100	150	290	330	225	435	430	4.5



General Purpose Plastic Step Stool

- Ideal for offices, libraries, and archive areas
- Strong plastic construction with non-slip steps
- Anti-skid rubber feet

Code	Load Capacity (kg)	Platform Size (mm)	Height (mm)	Overall Size LxWxH (mm)	Unit Weight (kg)
M4120	150	390x390	370	510x510x265	3.3

All Purpose Step Ladders

- Compact Folding Design
- Anti-Slip Treads
- Made From Highly Durable Steel
- Capacity: 120kg



Code	Description	Ladder Open Height (mm)	Platform Height (mm)	Unit Weight (kg)
M4140	All Purpose Step Ladder (2 Steps)	1100	450	6
M4141	All Purpose Step Ladder (3 Steps)	1250	680	8



Fibreglass Industrial Platform Ladders

- Available in 3 platform heights: 900mm, 1200mm and 1500mm
- Large anti-skid work platform with raised edges - keeps feet in side the platform for greater safety and comfort
- One piece, smooth operation - simply folds out and locks
- Platform size: 600x600mm
- Rated to 150kgs
- Complies to AS/NZS 1892:1998



Code	Details	No. of Steps	Platform Height (mm)	Unit Weight (kg)
M4210	Fibreglass Platform Ladder	3	900	13
M4211	Fibreglass Platform Ladder	4	1200	15
M4212	Fibreglass Platform Ladder	5	1500	17
M4220	Platform Ladder Castor Kit to suit Fibreglass Platform Ladders			
M4230	Platform Ladder Safety Gate Kit to suit Fibreglass Platform Ladders			



Access Platform Ladders

These Access Platform Ladders are designed for safe, easy and efficient use in warehousing, vehicle maintenance, mining, aviation and heavy industry workplaces.

- Access Platform 2-In-1 With Bonus Work Shelf
- Super strong 'fully welded' design fabricated from heavy duty aluminium
- Steel bracing under bottom tread and side bracing provides additional protection from impact damage
- 100mm deep treads improve safety and comfort when climbing
- Suited to 'high frequency' use
- Walk-thru' design for stock picking and access to mezzanine floors, vehicle access and warehousing
- Large 125mm wheels – improved portability and 'easy glide' action
- Large stable work platform (safe and stable) – 590mm x 800mm
- Manually operated braking system with high-vis powder coated activation arm helps minimize unauthorised access
- Two safety gates fitted (a 2 in 1 product allowing for walk-thru access)
- Toeboard on three sides (helps secure tools/accessories)
- Shelf included
- Made to AS/NZS 1892.1
- 170kg load rating
- Industrial duty rating for use on commercial sites
- Meets Work Cover requirements (safety gate + 900mm handrail, toeboard)
- Supplied as a 'flat pack' for optimal transporting however can be assembled on request



6 Step Access Platform Ladder



M4150 - 3 Step



M4151 - 4 Step



M4152 - 5 Step



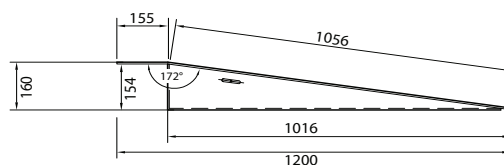

M4153 - 6 Step

Code	Details	Platform Height (mm)	Reach Height (mm)	Open Size LxW (mm)	Unit Weight (kg)
M4150	Access Platform Ladder - 3 Step	828	2800	1168x724	38
M4151	Access Platform Ladder - 4 Step	1104	3100	1309x764	40.5
M4152	Access Platform Ladder - 5 Step	1381	3400	1451x804	43
M4153	Access Platform Ladder - 6 Step	1656	3700	1592x844	46



6 Tonne Capacity 1 Piece Container Ramp

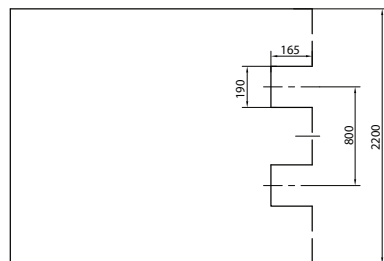
This container ramp is a great general purpose ramp for unloading containers using pallet trucks or forklifts. This is a one piece unit with forklift slots at the front for easy transport. Finished in painted yellow and supplied with chain & D Shackle, the 6 Tonne container ramp is ready for immediate delivery.



Code	Load Capacity (kg)	Width (mm)	Height (mm)	Length (mm)	Unit Weight (kg)
M4010	6000	2200	160	1200	180

8 Tonne Capacity 1 Piece Container Ramp

This container ramp is a great general purpose ramp for unloading containers using pallet trucks or forklifts. This is a one piece unit with forklift slots at the front and side for easy transport. Finished in painted yellow and supplied with chain & D Shackle, the 8 Tonne container ramp is ready for immediate delivery.

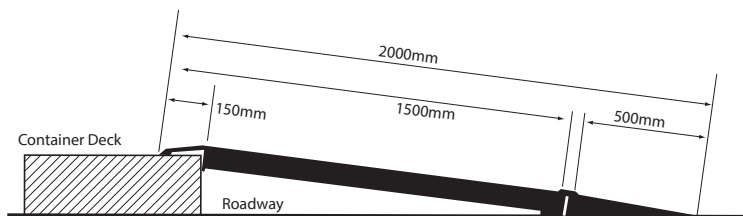
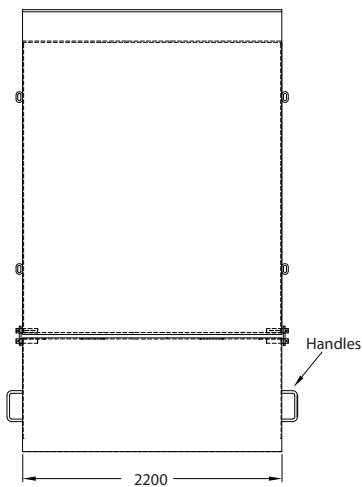


Code	Load Capacity (kg)	Width (mm)	Height (mm)	Length (mm)	Side Fork Pocket Size (mm)	Unit Weight (kg)
M4015	8000	2200	160	1720	80x165	270



7 Tonne Capacity Container Ramp

This container ramp is designed primarily for bridging into a standard container from ground level that is slightly uneven due to its self-levelling lip. The ramp footing fold has handles which you can easily fold back to move the ramp using the fork slots. Finished in painted yellow and supplied with chain & D shackle, the 7 Tonne container ramp is ready for immediate delivery.



Watch a video of this in operation on our website here: www.mhaproducts.com.au/M4020

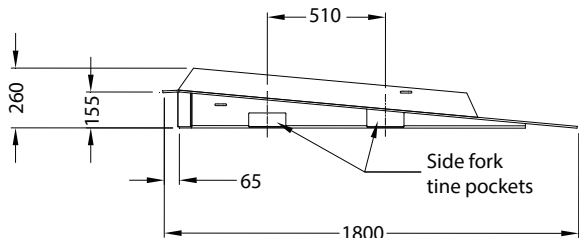


Code	Load Capacity (kg)	Width (mm)	Length (mm)	Fork Pocket Centres (mm)	Fork Pocket Size (mm)	Unit Weight (kg)
M4020	7000	2200	2000	775	165x60	275



10 Tonne Heavy Duty Container Ramp

The M4025 container ramp is a heavy duty ramp for unloading containers of heavy products with a large forklift. This ramp has been designed for fast positioning and removal with tine pockets on the side plus pop up tine slots in the top for front removal. The ramp has an enamel painted finish. Comes standard with 100mm raised side plates which ensure the forklift remains on the ramp.



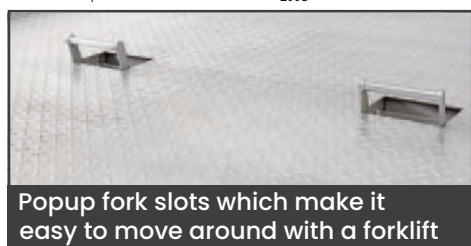
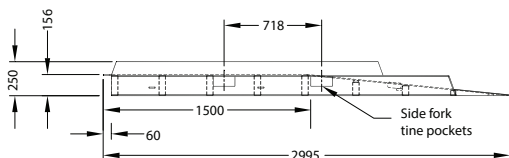
Popup fork slots which make it easy to move around with a forklift



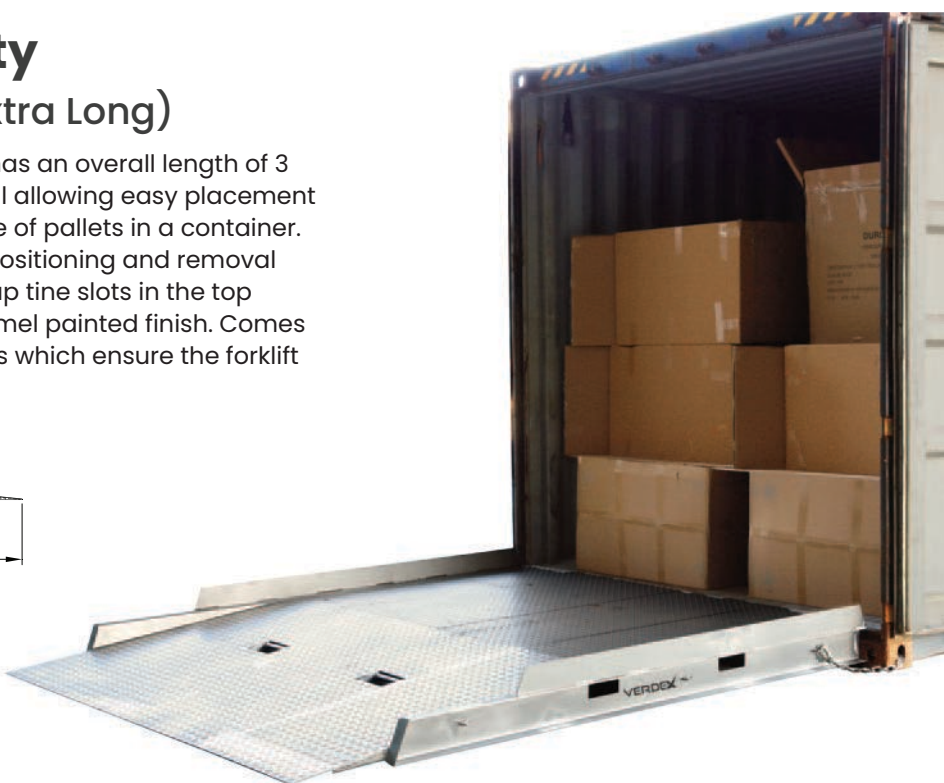
Code	Load Capacity (kg)	Width (mm)	Platform Height (mm)	Length (mm)	Top Fork Pocket Centres (mm)	Unit Weight (kg)
M4025	10,000	2320	260	1800	518	410

10 Tonne Heavy Duty Container Ramp (Extra Long)

The M4030 extra long container ramp has an overall length of 3 metres (1.5 metres of which is horizontal allowing easy placement and removal of the first and second line of pallets in a container). This ramp has been designed for fast positioning and removal with tine pockets on the side plus pop up tine slots in the top for front removal. The ramp has an enamel painted finish. Comes standard with 100mm raised side plates which ensure the forklift remains on the ramp.



Popup fork slots which make it easy to move around with a forklift



Code	Load Capacity (kg)	Width (mm)	Overall Height (mm)	Length (mm)	Top Fork Pocket Centres (mm)	Unit Weight (kg)
M4030	10,000	2320	250	3000	718	600



Mobile Loading Dock/Container Ramp

- Features a large deck for entry between truck and trailer
- Quick setup to minimise wasted time
- Designed specifically for rough applications
- Maintenance-free design eliminates downtime
- Towing / Maneuvering; the ramp has fork pockets at the lower end for a forklift to enter and push into position
- Safety chain for the securing ramp to the trailer
- Galvanized reinforced metal grate, making it ideal in slippery weather conditions
- Constructed from strong materials allowing it to be used frequently
- Two solid filled tires fitted to assist with ramp relocation
- Front Lip Length: 700mm
- Rear Lip Width: 2000mm
- Front Lip Width: 950mm
- Min / Max Height: 1060/1650mm



Watch a video of this in operation on our website here:

www.mhaproducts.com.au/M4040




Code	Load Capacity (kg)	Ramp Length (mm)	Ramp Width (mm)	Ascent Length (mm)	Straight Length (mm)	Unit Weight (kg)
M4040	8000	10500	2150	5000	2500	2650



Fixed Safety Bollards


- Ideal for protecting expensive equipment and racking from possible forklift damage
- Great for protecting edges of roller doors from truck damage
- 3 options available however other sizes can be made to order to your particular specifications
- Powder coated finish



M7420



M7427



M7421



M7422

Code	Details	Size (mm)	Diameter (mm)	Bolt Hole Size (mm)	Base Plate Size (mm)	Wall Thickness (mm)
M7420	'U' Bar High Bollard	1068x1220 (HxL)	115	22	203x203x10	3mm
M7421	'U' Bar Low Bollard	230x1220 (HxL)	115	22	203x203x10	3mm
M7422	Fixed Straight Bollard	915 (H)	115	22	203x203x10	3mm
M7427	Tru-Bolt Galvanised 16x120mm (M16)					



Safety Bollards (Concrete Fillable)

- Ideal for protecting expensive equipment and racking from possible forklift damage
- Great for protecting edges of roller doors from truck damage
- 2 options available however other sizes can be made to order to your particular specifications
- The 1200mm high bollards (M7425 & M7426) can be concrete filled
- Available in Galvanised and Powder coated options



Removable cap which allows bollards to be concrete filled if required



M7426



M7425



M7427

Code	Details	Height (mm)	Diameter (mm)	Bolt Hole Size (mm)	Base Plate Size (mm)	Wall Thickness (mm)
M7425	Galvanised Bollard	1200	165	17	280x280x10	3mm
M7426	Powdercoated Yellow Bollard	1200	165	17	280x280x10	3mm
M7427	Tru-Bolt Galvanised 16x120mm(M16)					



Safety Guard Rail Fencing

- Protect expensive equipment from forklift damage using bolt together post and panel modular system
- Heavy duty powder coat yellow steel construction
- Easily assembled and disassembled rail system
- Supplied with all necessary bolts and fixings
- Base Size of the post is 255x255x16mm





Double Rail



Single Rail


Corner Post Comes with bolt holes on two adjoining sides

Centre Post Comes with bold holes on two opposite sides

Base Size of the post is 255x255x16mm




M7435 -1120mm long



M7436 -1730mm long



M7437 -2340mm long



M7438 -2945mm long




M7430

M7432



M7431



M7433

Code	Description	Dimensions (mm)	Height (mm)
M7430	Single Height Corner/End Post	100x100	470
M7431	Single Height Centre Post	100x100	470
M7432	Double Height Corner/End Post	100x100	1085
M7433	Double Height Centre Post	100x100	1085

Code	Description	Height (mm)	Length (mm)
M7435	Safety Rail Section	370	1120
M7436	Safety Rail Section	370	1730
M7437	Safety Rail Section	370	2340
M7438	Safety Rail Section	370	2945




Pedestrian Handrail Barrier System

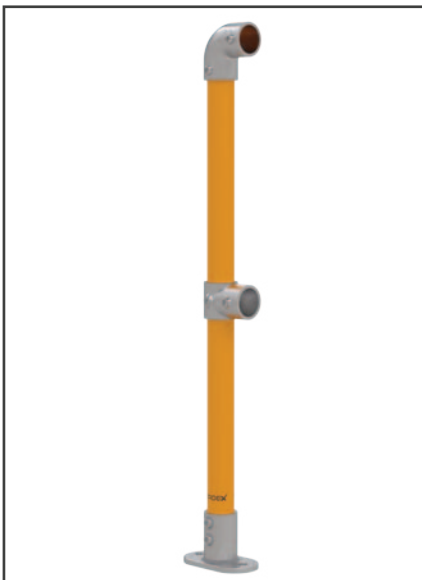
Our modular pedestrian barrier system is very easy to install with 2 metre long rails to form a continuous barrier or can be cut to your desired length. The 950mm high posts simply lock together with pre-fitted couplings.

Our system uses rounded corners which allow you to have a continuous handrail along winding passages and around corners.

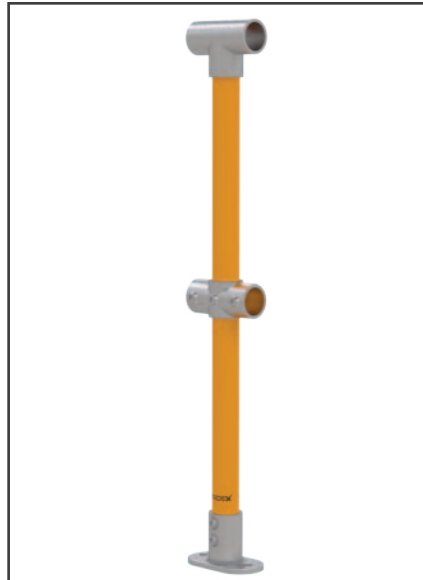
- No welding required, easily assembled and versatile
- Made to Australian Standards AS 1428.1:2021 and AS 1657:2018
- Powder coated yellow Post and Rail
- Hot Dipped Galvanised Cast Iron Connectors and Base Flange
- Post Rails: 48 (D) x 950mm
- Horizontal Rails: 48 (D) x 2000mm
- All Post are supplied with 2 x M10 60mm Galvanised Dynabolts



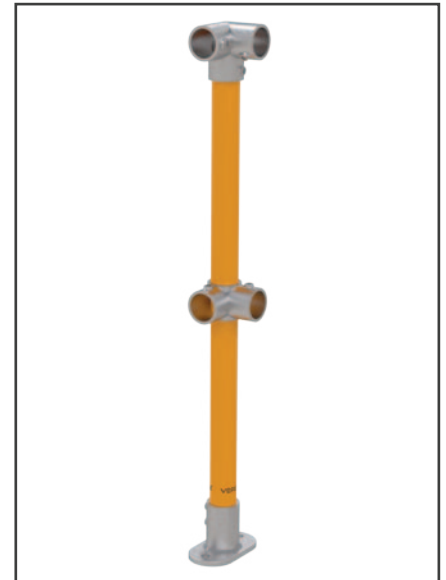
M7470




M7471 - End Post




M7472 - Centre Post




M7473 - Corner Post



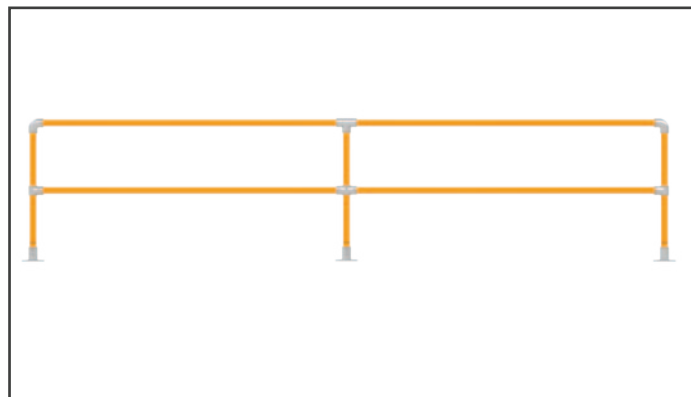
M7474 - 4 Way Center Cross Coupling Set



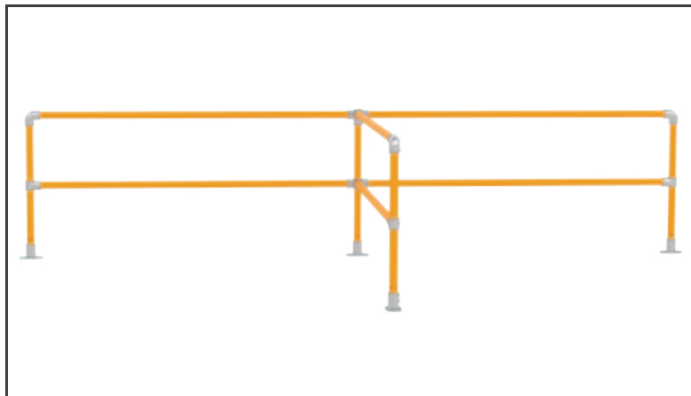
M7475 - Side Outlet Tee Set





M7470 Pedestrian Rail with M7471 End Posts



M7470 Pedestrian Rail with M7471 End Posts & M7472 Centre Posts



M7470 Pedestrian Rail with M7471 End Posts



M7470 Pedestrian Rail with M7471 End Posts & M7473 Corner Posts

Code	Description	Unit Weight (kg)
M7470	2M Pedestrian Handrail (sold as a pair)	14
M7471	Pedestrian Handrail (End Post)	5.5
M7472	Pedestrian Handrail (Centre Post)	6
M7473	Pedestrian Handrail (Corner Post)	6
M7474	4 way Center Cross Coupling Set	2.7
M7475	Side Outlet Tee Set	2



Single Belt Retractable Post Barrier with 2m Belt

- Used as a portable crowd control and for other settings to manage and guide the flow of people.
- Consists of a retractable belt within a post, allowing for easy set up and removal.
- Black coloured Belt
- Cast Iron Black Base with Steel Cover
- Built in Rubber Floor Protectors
- Black Powder Coated Finish
- Diameter of Base: 350x25mm



Code	Length (mm)	Width of Belt (mm)	Height (mm)	Unit Weight (kg)
M7413	2000	50	1000	9.3

Wall Mount Retractable Barrier with 10m Belt

- Setting up the display is straightforward with the included hardware kit.
- Black & yellow diagonal stripes for hazard alert
- This unit offers flexibility as it includes all combinations of fixings and mounts - Retractable belt is 10m long, making it easy to section off any area
- The unit can be mounted to the wall by Magnetic, Adhesion or screws



Code	Length (mm)	Unit Weight (kg)
M7416	10,000	1



Safety Swing Gate

- Self closing gate is designed to restrict access to areas of potential hazard
- Authorised Personnel Only sign supplied (x2)
- Adjustable to suit 830-1280mm openings
- Suits ball fence & SHS up to 50mm
- Gate swings inward
- Fits left and right hand openings, inwards opening
- Can be used with ball fence gates
- Built-in gate stop
- Self-closing stainless steel spring hinges
- Zinc Finish



M7455

M7455 pictured with
2 x M7454 (Posts to suit)

Code	Details	Overall Length (mm)	Height (mm)	Width (mm)	Unit Weight (kg)
M7455	Safety Swing Gate	910-1360	440	110	10
M7454	Post to suit M7455				

Adjustable Safety Swing Gate

- Self closing gate is designed to restrict access to areas of potential hazard
- Adjustable to suit 780-1330mm openings
- Suits ball fence & Pedestrian Handrail System
- Gate swings inward
- Fits left and right hand openings, inwards opening
- Built-in gate stop
- Heavy Duty Self-closing hinges
- Powder Coat Finish



M7476


M7477 pictured with
safety signs

Code	Details	Overall Length (mm)	Height (mm)	Width (mm)	Unit Weight (kg)
M7476	Adjustable Safety Gate	890 - 1440	440	500	11
M7477	Adjustable Safety Gate Sign Holder	425	512	53	4



3 Metre Expanding Barrier




- Made from powder coated steel, aluminium and high-tech plastics
- Colour: Black/Yellow
- Compact design
- Rubber castors - 4 x swivel with brakes



Code	Castors (mm)	Base Width (mm)	Collapsed Size LxH (mm)	Expanded Size LxH (mm)	Height with castors (mm)	Height without castors (mm)	Unit Weight (kg)
M7412	50	305	350x1030	3000x1030	1030	970	6

5 Metre Double Expanding Barrier

- Made from powder coated steel, aluminium and high-tech plastics
- Colour: Black/Yellow
- Rubber castors - 6 x swivel with brakes





Code	Castors (mm)	Base Width (mm)	Collapsed Size LxH (mm)	Expanded Size LxH (mm)	Height with castors (mm)	Height without castors (mm)	Unit Weight (kg)
M7410	50	305	540x1030	5000x1030	1030	970	11



7.1 Metre Expanding Barrier

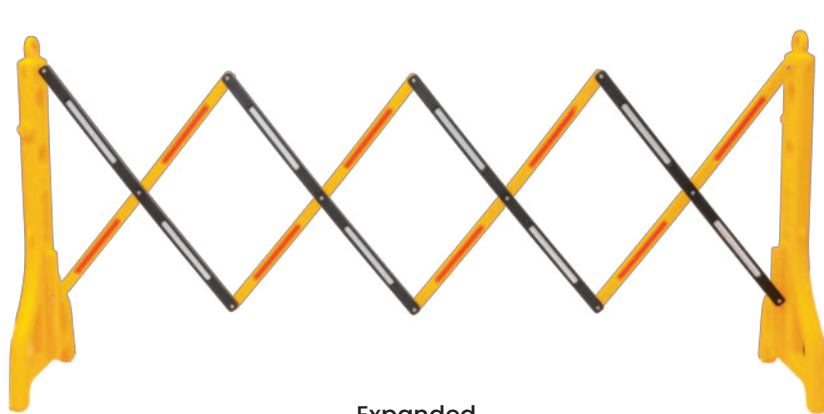
- Made from powder coated steel and aluminium
- Colour: Black
- Rubber castors - 8 x swivel with brakes



Code	Castors (mm)	Base Width (mm)	Collapsed Size LxH (mm)	Expanded Size LxH (mm)	Barrier Tube Size (mm)	Post Size (mm)	Unit Weight (kg)
M7415	75	460	560x2050	7100x1930	20x20	40x40	36

Light Weight Expanding Barrier

- Portable, lightweight and durable
- Built-in handle and locking strap for ease of handling
- Corrosion resistant
- Use indoors or outdoors
- Safety yellow and black plastic construction
- Injection moulded ABS plastic
- Width: 2.4 metres expanded (250mm closed)



Expanded




Closed

Code	Height (mm)	Weight (kg)
M7409	970	3



Shipping / Parcel Scales

- Low profile design
- Rigid construction
- Remote display unit for weighing ease
- Hold or net / gross function
- Unit conversion available (KG/LB/OZ)
- Large and bright easy-to-read LCD display
- Auto-off function for power saving in seconds (120, 180, 240, 360, off optional)
- Rechargeable Battery and AC adaptor supplied
- Function Keys: Zero, Tare, Hold, Unit, On/Off




Remote Display Unit

Code	Details	Load Capacity (kg)	Platform Size (mm)	Unit Weight (kg)
M7703	Parcel Scale (10g increments)	30	310x310	5
M7706	Parcel Scale (20g increments)	60	405x355	6

Floor Pallet Scales

- Great for weighing pallets and large bulky and heavy items
- Adjustable levelling feet for uneven ground
- Can be pit mounted so that it sits flush with the ground
- Low Profile 70mm height from ground level
- Construction: Mild Steel




Post or wall mountable display unit

Code	Load Capacity (kg)	Increments (kilo)	Power Supply (V)	Platform Size LxWxH (mm)	Unit Weight (kg)
M7700	2000	0.5	240	1200x1200x70	75



750mm Pedestal Industrial Fan

- Quality robust construction designed for everyday use in industrial workshops.
- Zinc coated mesh.
- Powder coated steel frame.
- High output & quiet running
- 3 speed motor.
- Oscillating function
- Motor: 240V 3 Speed
- Flow Rate: 290m³/min
- Level of noise: 61 decibels



Code	Blade Diameter (mm)	Adjustable Height (mm)
M6430	750	1490-1650

T-Top Bollards

- Fluoro red post with reflective tape
- Heavy weight Rubber base
- Complies to relevant Australian Standards

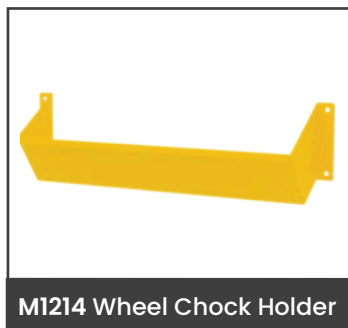


Code	Overall Height (mm)	Rubber Base Weight (kg)
M7450	1150	6



Heavy Duty Wheel Chock Trolley

- Finish: Powder coat Yellow
- M1213 Capacity: 6 Heavy Duty Rubber Wheel Chocks (M7847)
- M1214 Capacity: 2 Heavy Duty Rubber Wheel Chocks (M7847)
- Fitted with 2 Wheel Chock Holder (M7847)
- Optional add-on Holder is available (M1214)
- 200mm Rubber Wheels



M1214 Wheel Chock Holder




M1213 Wheel Chock Trolley



Code	Details	Overall Size LxWxH (mm)	Unit Weight (kg)
M1213	Wheel Chock Trolley	815x475x1130	16
M1214	Wall Mounted Wheel Chock Holder	570x110x115	1

Heavy Duty Rubber Wheel Chock

- The Heavy Duty Rubber Wheel Chocks are designed to prevent unintentional movement of vehicles, especially when they are parked or stationary.
- These Wheel Chocks can be used for various applications such as maintenance, loading/unloading, truck/trailer parking, boat trailers, construction sites.
- Manufactured from 100% recycled rubber
- Superior construction ensures the wheel chocks will not warp, crack, chip or rot
- Rope Material: Yellow Darcon
- Rope Length: 1000mm
- These Wheel Chocks are sold as 2/carton



Code	Size LxWxH (mm)	Unit Weight (kg)
M7847	285x250x185	6.5



Floor Brush with Squeegee

This set is extremely versatile, not only allowing you to sweep your workshop for debris and dust but to also scrub it for liquid spills etc.

- 600mm Floor brush with Squeegee
- Durable 25mm Powder coated Steel Handle
- 60mm long Synthetic Bristle
- Overall Size: 590x100x1420mm
- Unit Weight: 1.3kg



Code	Overall Size LxWxH (mm)	Unit Weight (kg)
M6401	590x100x1420	1.3

Large Dustpan and Broom Set

This compact & versatile set can be easily accessible as freestanding or even folded & hung for easy storage.

- Broom and Dustpan handles are made from Durable Powder Coated steel
- Broom head is constructed from durable polypropylene plastic
- Broom Handle: 20mm
- Dustpan Handle: 25mm
- 140mm long Synthetic Bristle
- Unit Weight: 1.8kg



Code	Overall Size of Dustpan & Broom (mm)	Dustpan Folded Size (mm)	Dustpan Size in use (mm)	Opening Size (mm)	Broom Size (mm)
M6405	340x280x1350	320x130x1020	320x280x890	300x100	340x50x1215



Wet & Dry Vacuum Cleaners

- Industrial wet and dry vacuum cleaners
- Portable on wheel base with push handle
- Complete with all accessories
- Suitable for large workshops and factories
- Fitted with standard 10Amp 240V plug
- 70L Version supplied with push handle on trolley (M7000)



Code	Details	Motor (W)	Airflow (L/Sec)	Hose Length (mm)	Cable Length (mm)	Height (mm)	Unit Weight (kg)
M3000	30L Wet/Dry Vacuum Cleaner	1200	53	2500	7200	720	11
M7000	70L Wet/Dry Vacuum Cleaner	2000	106	2500	7200	980	24

Manual Push Floor Sweeping Machine

- Ideal for sweeping factory floors, carpark, footpaths, entry ways etc
- Independent rolling brushes prevent waste fallback
- Sweeper works by simply being pushed along which activates the roller and brushes
- Waste is picked up by the the roller and brushes and pushed into the waste container located under the main cover
- Waste container is removable allowing for easy tipping into another bin



Watch a video of this in operation on our website here:
www.mhaproducts.com.au/M9000






Code	Waste Container Capacity (L)	Cleaning Width (mm)	Overall Size LxWxH (mm)	Unit Weight (kg)
M9000	40	920	1260x960x1040	23



Anti-fatigue Safety Cushion Matting

- Popular general purpose safety mat
- Comfort non-slip mat
- Bevelled edges for safety
- Optional grease resistant formula
- Ideal for factories, kitchens, food preparation areas, boats and behind counters





Code	Details	Type	Overall Size (mm)
M7720	Anti-fatigue Safety Cushion Mat	General Purpose	600x900mm
M7721	Anti-fatigue Safety Cushion Mat	General Purpose	900x1500mm
M7722	Anti-fatigue Safety Cushion Mat	Grease Resistant	600x900mm
M7723	Anti-fatigue Safety Cushion Mat	Grease Resistant	900x1500mm

Ergo Tred Anti-Fatigue Matting

Ergo Tred is a hardwearing, comfortable, non-slip anti-fatigue mat. It is used in dry, demanding work areas such as at checkouts, counters, machines, workbenches and workstations.

- Extremely comfortable - provides relief from constant standing
- Domed surface is ergonomically designed to improve circulation in feet and legs
- Hard wearing - long mat life even in demanding conditions
- Yellow border option - makes mat edges stand out to warn user of hazard
- HACCP Certified for use in dry areas



Code	Details	Type	Overall Size (mm)
M7730	Ergo Tred Anti-Fatigue Mat	Black	600x900mm
M7731	Ergo Tred Anti-Fatigue Mat	Black with Yellow Border	600x900mm
M7732	Ergo Tred Anti-Fatigue Mat	Black	900x1200mm
M7733	Ergo Tred Anti-Fatigue Mat	Black with Yellow Border	900x1200mm



Galvanised Concrete Collection Tray

- The Galvanised Concrete Collection Tray is designed to limit environmental damage wherever a concrete pump is being used on site.
- This low profile tray fits under the concrete pump to collect spillage washout water and concrete waste.
- Fitted with 4-way fork pockets and four crane lifting and up-ending lugs and is manufactured with tapered sides.
- Capacity: 0.85 cu. m
- Galvanised Finish



Code	SWL (kg)	Overall Size LxWxH (mm)	Fork Pocket Size (mm)	Fork Pocket Centres (mm)	Unit Weight (kg)
M6211	1500	2070x1765x400	160x75/160x95	870	215

Concrete Collection Tray

- The Concrete Collection Trays are designed to limit environmental damage wherever a concrete pump is being used on site.
- This low profile tray fits under the concrete pump to collect spillage washout water and concrete waste.
- Low profile tray with tapered sides
- Reinforced base and sides
- Fitted with crane lifting and up-ending lugs
- 4-way fork pockets allowing access from all sides
- Optional disposable plastic liner available
- Enamel paint finish
- Fork Pocket Centres: 880mm



M6210



M6212

Code	Details	SWL (kg)	Overall Size LxWxH (mm)	Fork Pocket Size (mm)	Unit Weight (kg)
M6210	Concrete Collection Tray (0.5 cubic metres)	1000	1860x1560x360	170x85	150
M6212	Disposable Plastic Liner to suit M6210				



Bulk Bag Filling Frame

- This frame is designed to safely hook open a bulk bag and fill with free-flowing bulk products such as sand and gravel, removing the need for the operator to hold the bag open or manually fill themselves.
- 4 safety swivel hooks hold bulk bag in position whilst filling
- Adjustable bag restraining chains position bulk bag at correct height
- 3 adjustable height settings to suit your operational requirements
- Fork pockets fitted for easy transport
- Optional clamshell gate for control over flow rate
- Optional spill guard prevents overspill
- Upper hopper assembly enamel paint finish.
Support frame zinc finish
- Fork Pocket Size: 140x65mm
- Fork Pocket Centres: 850mm



BFU250CS - Optional Clamshell Gate



BFU250SG - Optional Spill Guard



Code	Description	Overall Dimensions (mm)	Hopper Opening (mm)	Unit Weight (kg)
M6220	Bulk Bag Filling Frame	1800x1150	554x400	270
BFU250CS	Optional Clamshell Gate			
BFU250SG	Optional Spill Guard			




Concrete Block Moulds

- The Concrete Moulds' simple construction and portable design make it the perfect solution for recycling leftover concrete on-site.
- Simple construction is fast to assemble
- Lightweight & stackable design is easy to transfer between sites
- Concrete blocks can be used as temporary foundation blocks, retaining walls, security blocks and anchor blocks for boat moorings
- Provision for cast in ferrule (suits 12mm reinforcing bar)
- Supplied with a single M20 eyebolt and ferrule
- Half mould insert available for smaller blocks to be used in retaining wall applications
- Enamel paint finish




M6200



M6201 - Half Mould Insert



M6206 - M20 Eyebolt



M6205 - Ferrule Kit



Code	Description	Finished Block Dimensions (mm)	Overall Dimensions (mm)	Unit Weight (kg)
M6200	Concrete Block Mould (0.432cu.m capacity)	1200x600x600	1356x756x600	178
M6201	Half Mould Insert to suit M6200			
M6205	Ferrule Kit - Includes Ferrule & 1m Reo Bar & M20 Eyebolt			
M6206	M20 Eyebolt			



Site Tool Cabinets

- These Site Tool Cabinets are designed as a secure storage solution on work sites that can be transported by overhead crane and forklift.
- Heavy duty construction
- Fitted with crane lugs and fork pockets for easy relocation
- Adjustable shelves allowing flexible storage options
- Dual locking mechanism door provide added security against theft
- Designed & certified in accordance with Australian Standards
- Wheels fitted (removable)
- Powder coated finish
- Features a dust and weatherproof seal
- Working Load Limit (WLL): 1000kg
- Load Centre: 350mm
- HCG: 376mm



M7570




M7571



Adjustable Shelves



Weather proof seal



Fork Pockets

Code	Details	Opening WxH (mm)	Overall Dimensions WxDxH (mm)	Fork Pocket Size (mm)	Fork Pocket Centres (mm)	Unit Weight (kg)
M7570	Site Tool Cabinet - Single Door	1055x1055	1155x700x1450	166x67	660	180
M7571	Site Tool Cabinet - Double Door	1250x1405	1350x700x1780	166x67	762	260



Expanding Skate Conveyors

- Self tracking flexible expanding conveyor which expands from 1100mm to 4000mm
- Multiple units can be joined to make 1 continuous conveyor system
- Excellent for truck and container unloading and for assembly lines
- Easy and quick setup with adjustable height legs and brake castors on every leg
- Reduces manual handling
- Bolted steel construction with skate wheels



2 x M3005



Skate Wheel



Watch a video of this in operation on our website here: www.mhaproducts.com.au/M3005



Code	Width (mm)	Load Capacity Per Metre (kg)	Castors (mm)	Length Retracted (mm)	Length Expanded (mm)	Height Range (mm)	Unit Weight (kg)
M3005	460	100	125	1100	4000	690-1000	112
M3006	610	100	125	1100	4000	690-1000	124
M3007	760	100	125	1100	4000	690-1000	142

Expanding Roller Conveyors

- The flexible expanding roller conveyor expands from 1500mm to 4000mm
- Multiple units can be joined to make 1 continuous conveyor system
- The roller conveyor is good for odd shaped cartons and bags of goods where the skate wheel conveyor wont work
- Easy and quick setup with height adjustable legs and brake castors on every leg
- Reduces manual handling
- Bolted steel construction with steel rollers
- Length Retracted: 1500mm

Stainless Steel options available online



2 x M3010



Steel Rollers



Watch a video of this in operation on our website here: www.mhaproducts.com.au/M3010



Code	Width (mm)	Load Capacity Per Metre (kg)	Castors (mm)	Length Expanded (mm)	Height Range (mm)	Unit Weight (kg)
M3010	460	130	125	4000	690-1000	96
M3011	610	130	125	4000	690-1000	116
M3012	760	130	125	4000	690-1000	126



Expanding Nylon Skate Conveyor

- Self tracking flexible conveyor which can expand from 1100mm to 4000mm
- Multiple units can be joined to make 1 continuous conveyor system
- Excellent for truck and container unloading and for assembly lines
- Easy and quick setup with adjustable height legs and brake castors on every leg
- Reduces manual handling
- Bolted steel construction with nylon skate wheels



Nylon Skate Wheel



Code	Width (mm)	Load Capacity Per Metre (kg)	Castors (mm)	Length Retracted (mm)	Length Expanded (mm)	Height Range (mm)	Unit Weight (kg)
M3041	610	75	105	1100	4000	690-1000	90

Electric Expanding Roller Conveyors

- Simply plug in and go, this powered electric roller conveyor is great for carrying boxes and items up hill where gravity may not be achievable
- This conveyor is flexible and expands from 1500mm to 4000mm
- Multiple units can be joined to make 1 continuous powered conveyor system
- Great for loading and unloading containers
- Easy and quick setup with adjustable height legs and brake castors on every leg
- Quiet operation 240V AC motor with forward and reverse action and adjustable roller speed



Code	Width (mm)	Load Capacity Per Metre (kg)	Castors (mm)	Length Retracted (mm)	Length Expanded (mm)	Height Range (mm)	Unit Weight (kg)
M3030	460	140	125	1500	4000	690-1000	126
M3031	610	140	125	1500	4000	690-1000	131
M3032	760	140	125	1500	4000	690-1000	172

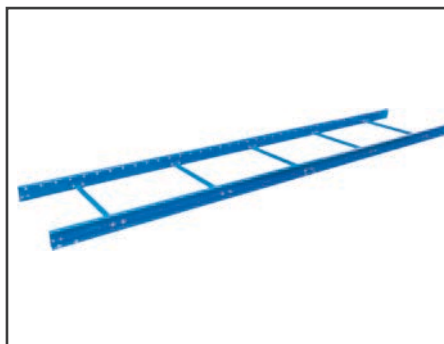


Conveyor Components

Roller conveyors are one of the most common types of conveyors applied in conveying flat bottom type products. These kind of conveyors improve efficiency distribution & line links between different stages of production of your product.

M3240

- Power coated Blue
- 40 Rollers = 75mm pitch between roller
- 20 Rollers = 150mm pitch between roller
- Frame Capacity: 200kgs / mtr



M3240 - Conveyor Frame

M3140

- Power coated Blue
- Adjustable Height: 805-1105mm (includes frame)



M3140 - Conveyor Stand

M3142

- Roller Size: 527x48mm
- Shaft Size: 10x8mm
- Spring Loaded Shaft
- Pre-Galvanized Tube 1.65mm Thick
- Capacity: 100kg / Roller
- 20 per carton



M3142 - 600mm Steel Rollers

M3143

- Roller Size: 527x48mm
- Shaft Size: 10x8mm
- Spring Loaded Shaft
- Capacity: 20kg / Roller
- 20 per carton




M3143 - 600mm Poly Rollers



M3144 - 600mm Conveyor Gate



M3102 - Castor Kit to suit M3144



M3145 - Conveyor End Stop

Code	Description	Overall Size LxWxH (mm)	Unit Weight (kg)
M3240	Conveyor Frame - 600x3000mm (Rollers Sold Separately)	3000x660x80	19
M3140	Conveyor Stand to suit 600mm Frames	660x125x1015	8.5
M3142	600mm Galvanised Steel Rollers (20 Rollers per carton)	552x48	1.35
M3143	600mm Poly Rollers (20 Rollers per carton)	552x48	0.98
M3144	600mm Conveyor Gate (Steel Rollers only)		
M3102	Castor Kit to suit M3144		
M3145	Conveyor End Stop to suit M3144		



Steel Roller Conveyor Kit (3 Metres long x 600mm wide)

Roller conveyors are one of the most common types of conveyors applied in conveying flat bottom type products such as cases, boxes, pallets & trays. These kind of conveyors improve efficiency distribution & line links between different stages of production of your product.

- Powdercoated Blue Frames and Legs
- Supplied With 40pcs Galvanised Steel Rollers
- Supplied With 3 Stands
- Can be joined together to make one continuous conveyor line
- Pitch: 75mm



Code	Details	Capacity (kg/M)	Adjustable Height (mm)	Overall Size LxWxH (mm)	Unit Weight (kg)
M3340	Steel Roller Conveyor Kit	200	805-1105	3000x660x1105	98
M3102	Castor Kit to suit M3340				
M3145	Conveyor End Stop to suit M3340				

Poly Roller Conveyor Kit (3 Metres long x 600mm wide)

Roller conveyors are one of the most common types of conveyors applied in conveying flat bottom type products such as cases, boxes, pallets & trays. These kind of conveyors improve efficiency distribution & line links between different stages of production of your product.

- Can be joined together to make one continuous conveyor line
- Supplied With 40pcs Poly Rollers
- Supplied With 3 Stands
- Pitch: 75mm
- Powdercoated Blue Frames and Legs



Code	Details	Capacity (kg/M)	Adjustable Height (mm)	Overall Size LxWxH (mm)	Unit Weight (kg)
M3341	Steel Roller Conveyor Kit	120	805-1105	3000x660x1105	88
M3102	Castor Kit to suit M3341				
M3145	Conveyor End Stop to suit M3341				

