

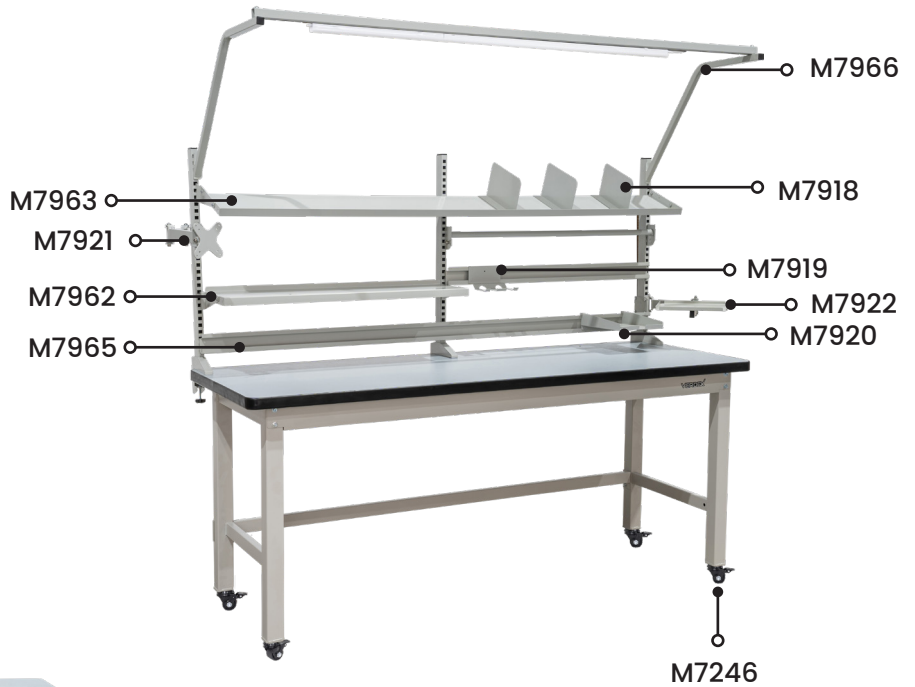


2100 Series Heavy Duty Industrial Work Bench with Accessories

- Heavy duty steel industrial workbenches
- 1000kg wood top bench capacity
- 40mm thick laminated wooden top
- Comes standard with adjustable feet for levelling on uneven floors
- An optional lockable castor kit is available if required
- Range of optional accessories to suit
- Finish: Powder coated light grey



M7242
Workbench with no bottom shelf



M7257
Kit of 2 Upright Panel Beams



M7258
Kit of 3 Upright Panel Beams




M7246
Castor Kit (raises bench by 80mm)




M7928
Slide Out Keyboard Shelf




M7918
Back Shelf Divider



M7919
Tape Dispenser Holder



M7920
A4 Document Holder



M7929
Slide Out CPU / Printer Shelf



M7307
Workbench with bottom shelf



M7921
Monitor Arm



M7922
Label Printer Arm







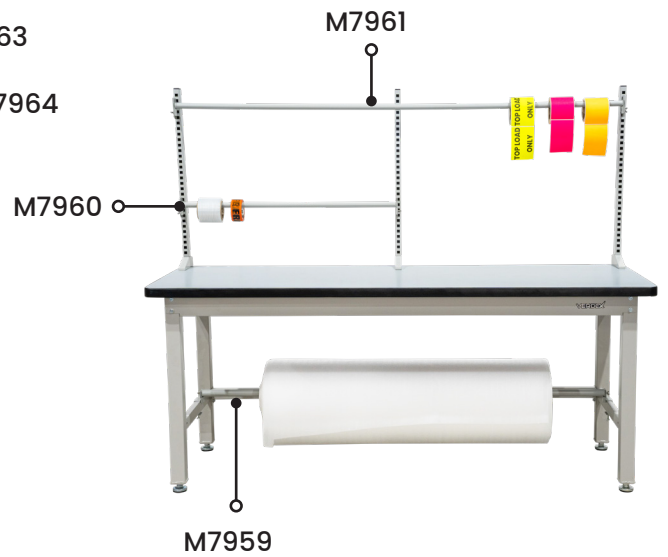


M7926
Dividers to suit Undershelf

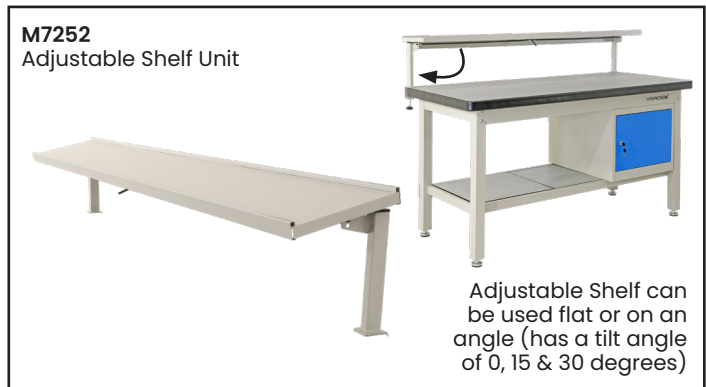
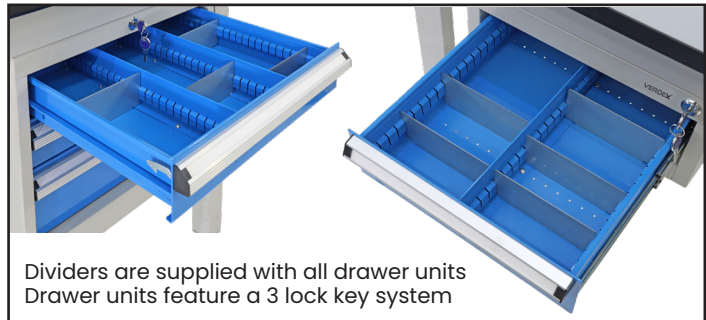


M7958
Under Bench Tool Shelf (2100mm)

See more information on next page



See more information on next page



See more information on next page

Code	Details	Dimensions (mm)
M7242	Industrial Workbench 2100mm	2100x750x900 (LxWxH)
M7307	Industrial Workbench 2100mm (with bottom shelf)	2100x750x900 (LxWxH)
M7257	Kit of 2 x Upright Panel Beams	825 (H)
M7258	Kit of 3 x Upright Panel Beams	825 (H)
Benchtop Options		
M7918	Back Panel Shelf Divider	40x250x173 (WxDxH)
M7919	Tape Dispenser Holder	150x160x90 (WxDxH)
M7920	A4 Document Holder	215x307x75 (WxDxH)
M7921	Monitor Arm	-
M7922	Label Printer Arm	211x300 (WxD)
M7960	Roll Holder (Half length)	1007x70x95 (LxWxH)
M7961	Roll Holder (Full Length)	2042x70x95 (LxWxH)
M7962	Reversible/Tilting Shelf (Half Length)	1007x280x65 (LxWxH)
M7963	Reversible Tilting Shelf (Full Length)	2042x280x65 (LxWxH)
M7964	Tool Bin Rail (Half Length)	1007x38x82 (LxWxH)
M7965	Tool Bin Rail (Full Length)	2042x38x82 (LxWxH)
M7966	Light Kit	2036x715x511 (LxWxH)
M7252	Adjustable Shelf Unit	2100x250 (LxD)
M7255	2 Tier Shelf Unit	2100x285 (LxD)
M7243	Back Panel Kit	2035x205x825 (LxWxH)
Underbench Options		
M7244	Lockable Drawer Unit (2 drawer)	565x650x280 (WxDxH)
M7312	Lockable Drawer Unit (3 drawer)	565x650x450 (WxDxH)
M7245	Lockable Drawer Unit (6 drawer)	565x580x750 (WxDxH)
M7315	Lockable Cabinet Unit (with shelf)	565x650x450 (WxDxH)
M7246	Castor Kit (includes 4 swivel castors with brakes)	-
M7926	Dividers to suit Undershelf	50x527x355 (WxDxH)
M7927	Tool Holder Shelf (615mm wide)	618x765x172 (WxDxH)
M7928	Slide Out Keyboard Shelf	747x765x127 (LxWxH)
M7929	Slide Out CPU/Printer Shelf	524x765x583 (LxWxH)
M7958	Tool Holder Shelf (Full Length)	1823x650x170 (LxWxH)
M7959	Roll Holder (Full Length)	1892x50x115 (LxWxH)

Visit www.mhaproducts.com.au for more images & details