





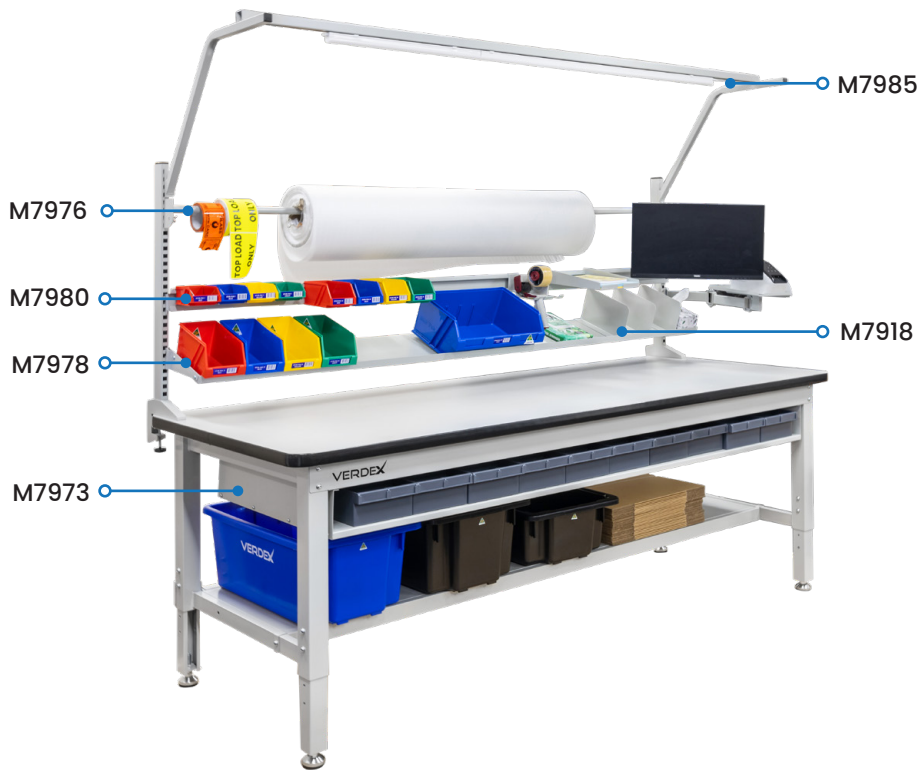
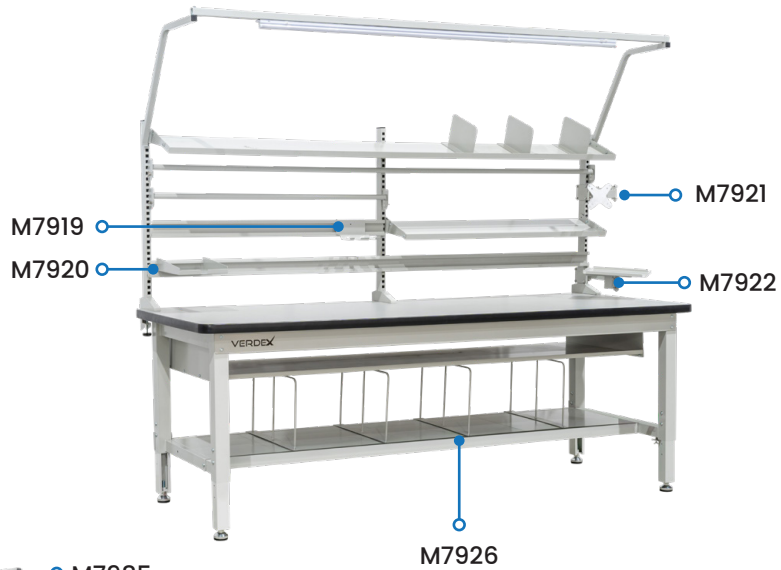







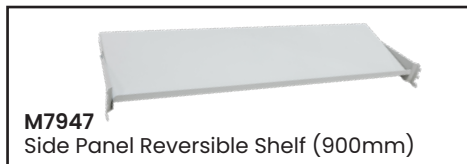

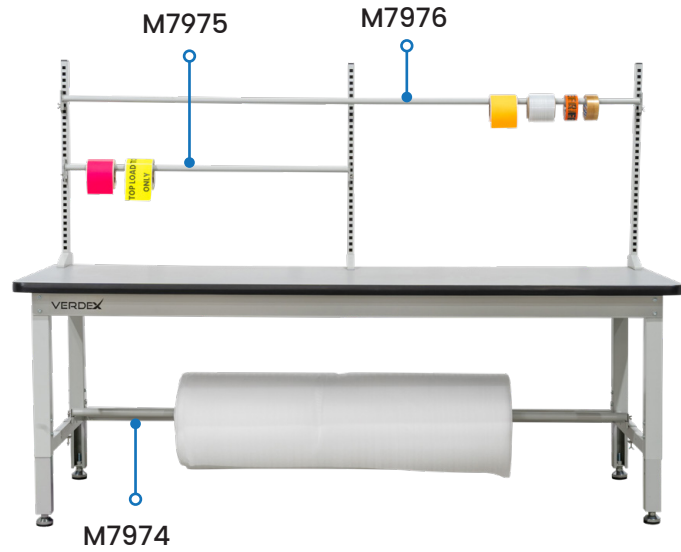


2400 Series Heavy Duty Industrial Work Bench with Accessories

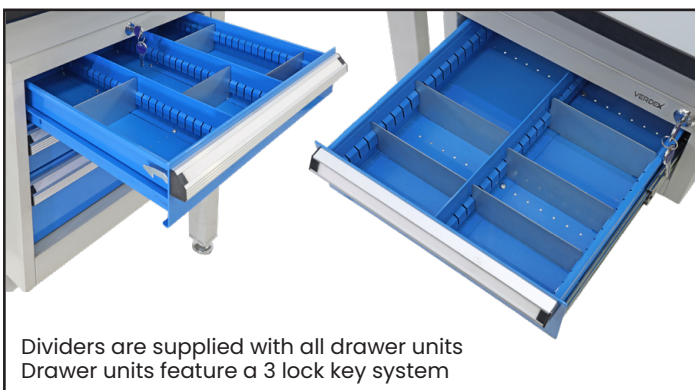

- Maximise the utility of your 2400mm workbench with our extensive selection of accessories
- Underbench Solutions include: Roll Holders, Tool/Keyboard & Printer Shelves, Lockable Cabinets, Drawer Units
- Benchtop Enhancements: Roll Holders, Tool Bin Shelves, Reversible or Tilting Shelves & Light Kits
- Configure your workbench with half or full-length attachment options to meet your unique requirements
- Add-On Accessories: Further optimise your setup with items such as Shelf Dividers, Printer Shelves, Monitor/Tape Dispenser/Document Holders
- Heavy Duty Castor Kit also available



See more information on next page



See more information on next page



See more information on next page

Code	Details	Dimensions (mm)
M8250	Industrial Workbench 2400mm	2400x900 (LxW)
M7257	Kit of 2 x Upright Panel Beams	825 (H)
M7258	Kit of 3 x Upright Panel Beams	825 (H)
Benchtop Options		
M7918	Back Panel Shelf Divider	40x250x173 (WxDxH)
M7919	Tape Dispenser Holder	150x160x90 (WxDxH)
M7920	A4 Document Holder	215x307x75 (WxDxH)
M7921	Monitor Arm	-
M7922	Label Printer Arm	211x300 (WxD)
M7975	Roll Holder (Half length)	1147x70x95 (LxWxH)
M7976	Roll Holder (Full Length)	2322x70x95 (LxWxH)
M7977	Reversible/Tilting Shelf (Half Length)	1147x277x65 (LxWxH)
M7978	Reversible Tilting Shelf (Full Length)	2042x280x65 (LxWxH)
M7979	Tool Bin Rail (Half Length)	1147x38x73 (LxWxH)
M7980	Tool Bin Rail (Full Length)	2322x38x73 (LxWxH)
M7985	Light Kit	2322x38x73 (LxWxH)
Side Panel Options		
M7945	Roll Holder (900mm)	847x70x95 (LxWxH)
M7947	Reversible/Tilting Shelf (900mm)	847x277x65 (LxWxH)
M7949	Tool Bin Rail (900mm)	847x38x83 (LxWxH)
Underbench Options		
M7244	Lockable Drawer Unit (2 drawer)	565x650x280 (WxDxH)
M7312	Lockable Drawer Unit (3 drawer)	565x650x450 (WxDxH)
M7245	Lockable Drawer Unit (6 drawer)	565x580x750 (WxDxH)
M7315	Lockable Cabinet Unit (with shelf)	565x650x450 (WxDxH)
M7246	Castor Kit (includes 4 swivel castors with brakes)	-
M7926	Dividers to suit Undershelf	50x527x355 (WxDxH)
M7927	Tool Holder Shelf (615mm wide)	618x765x172 (WxDxH)
M7928	Slide Out Keyboard Shelf	747x765x127 (LxWxH)
M7929	Slide Out CPU/Printer Shelf	524x765x583 (LxWxH)
M7973	Tool Holder Shelf (Full Length)	2123x765x172 (LxWxH)
M7974	Roll Holder (Full Length)	2202x50x115 (LxWxH)
M7986	Packing Workbench Undershelf (Full Length)	2200x554x53 (LxWxH)

Visit www.mhaproducts.com.au for more images & details